

HARRISON MEMORIAL LIBRARY REMODEL

OCEAN AVENUE AND LINCOLN STREET Carmel-by-the-Sea, CA 93921

WR&D
WALD RUHNKE & DOST
ARCHITECTS LLP

2340 GARDEN ROAD, SUITE 100
MONTEREY, CALIFORNIA 93940

PHONE: 831.649.4642
FAX: 831.649.3530
WWW.WRDARCH.COM

THE USE OF THE PLANS AND SPECIFICATIONS IS RESTRICTED TO THE ORIGINAL SITE FOR WHICH THEY WERE PREPARED, AND PUBLICATION THEREOF IS EXPRESSLY LIMITED TO SUCH USE. REUSE, REPRODUCTION OR PUBLICATION BY ANY METHOD IN WHOLE OR IN PART IS PROHIBITED. TITLE TO THE PLANS AND SPECIFICATIONS REMAINS WITH THE ARCHITECT, AND VISUAL CONTACT WITH THESE CONSTITUTES PRIMA FACIE EVIDENCE OF THE ACCEPTANCE OF THESE RESTRICTIONS.



HARRISON MEMORIAL LIBRARY REMODEL

APN# 010-139-007

HARRISON MEMORIAL LIBRARY REMODEL
OCEAN & LINCOLN AVENUES
CARMEL-BY-THE-SEA, CA 93921

JOB NO.:
18173

PRINT DATE:
PLOT DATE: 9.9.2019

DRAWN BY:
CHECKED BY: PS

SET ISSUED:
PERMIT SUB. SET 08/13/19
PERMIT SUB. SET-R3 09/05/19

SHEET NAME:
COVER SHEET

SHEET NO.:
A001

FILE NAME: 18173-A001

ABBREVIATIONS			
A	AND	H.B.	HOSE BIB
∠	ANGLE	HSD.	HARDWOOD
⊙	CENTERLINE	H.A.	HOLLOW CORE
⊥	DIAMETER OR ROUND	HDR.	HEADER
⊥	PERPENDICULAR	HDWR.	HARDWARE
—	PROPERTY LINE	H.M.	HOLLOW METAL
—	ROUND OR NUMBER	HORZ.	HORIZONTAL
		H.T.	HEAVY SHEET
		HT.	HIGH
A.B.S.	ANCHOR BOLT	HTG.	HEATING
A.S.	ACRYLONITRILE BUTADIENE	H.W.	HOT WATER
ADV.	ASPHALTIC CONCRETE	HWD.	HARDWOOD
A.A.	AIR CONDITIONING	H.V.A.C.	HEATING/VENTILATING/AIR CONDITIONING
ACCUS.	ACOUSTICAL	I.C.C.	INTERNATIONAL CODE COUNCIL
ADJ.	ADJUSTABLE	ID.	INSIDE DIAMETER
A.F.F.	ABOVE FINISH FLOOR	INCL.	INCLUDE(D) (ING)
AGGR.	AGGREGATE	INSUL.	INSULATE(D) (ING)
ALUM.	ALUMINUM	INT.	INTERIOR
ANOD.	ANODIZED	INV.	INVERT
A.P.A.	AMERICAN PLYWOOD ASSOCIATION	JAN.	JANITOR
APPROX.	APPROXIMATE	J.H.	JOIST HANGER
ARCH.	ARCHITECTURAL	J.T.	JUNCTION
A.S.	ADJUSTABLE SHELF	KIT.	KITCHEN
BD.	BOARD	L.	LENGTH
B.T.	BITUMINOUS	LAM.	LAMINATE
BLDG.	BUILDING	LAV.	LAVATORY
BLK.	BLOCK	L.C.	LOCATION
BLKG.	BLOCKING	L.V.L.	LAMINATED VENEER LUMBER
B.M.	BENCH MARK	L.W.	LIGHTWEIGHT
B.M.	BOTTOM	M.A.S.	MASONRY MATERIAL(S)
B.R.	BUILDUP ROOFING	MAT.	MAXIMUM
B.W.	BOTH WAYS	M.B.	MACHINE BOLT
CAB.	CABINET	M.C.	MACHINE CEMENT
C.B.	CATCH BASIN	M.E.	MEDICINE CABINET
C.B.C.	CALIFORNIA BUILDING CODE	M.H.	MAN HOLE
CEM.	CEMENT	M.E.C.H.	MECHANICAL
CFCL.	CONTRACTOR FURNISHED CONTRACTOR INSTALLED	MEMB.	MEMBRANE
C.F.	CUBIC FEET	MEZZ.	MEZZANINE
C.I.	CAST IRON	MFR.	MANUFACTURE(ER)
C.J.	CONTROL JOINT	MIN.	MINIMUM
C.L.	CLOSET	MIR.	MIRROR
C.L.G.	CELLING	MISC.	MISCELLANEOUS
CLKG.	CALLING	MLOG.	MOLDING/MOULDING
C.L.R.	CLEARANCE	M.I.W.	MALLEABLE IRON WASHER
C.M.U.	CONCRETE MASONRY UNIT	M.O.	MASONRY OPENING
COL.	COLUMN	MTD.	METAL
COMP.	COMPOSITION	MULL.	MULLION
CONC.	CONCRETE	N.	NORTH
CONSTR.	CONSTRUCTION	(N)	NEW
COR.	CORUGATED	NAT.	NATURAL
C.O.T.G.	CLEAN-OUT TO GRADE	N.I.C.	NOT IN CONTRACT
CSMT.	CASEMENT	NOM.	NOMINAL
CSWK.	CASWORK	N.T.S.	NOT TO SCALE
C.T.	CERAMIC TILE	O.	OVER
CTR.	COUNTER	OBSC.	OBSCURE
CTR.K.	COUNTERSINK	ON CEN(TER)S	ON CENTER(S)
C.Y.	CUBIC YARD	O.C.	OUTSIDE DIAMETER
		OFF.	OFFICE
DBL.	DOUBLE	OFF.	OWNER FURNISHED CONTRACTOR INSTALLED
DEPT.	DEPARTMENT	OFCL.	OWNER FURNISHED CONTRACTOR INSTALLED
DET.	DETAIL	O.H.	OVER HANG
D.F.	DOUGLAS FIR	O.H.M.S.	OVERHEAD MACHINE SCREW
D.G.	DECOMPOSED GRANITE	O.H.W.S.	OVERHEAD WOOD SCREW
D.H.	DOUBLE HUNG	OPNG.	OPENING
DIAG.	DIAGONAL	OPP.	OPPOSITE
DISP.	DIMENSION	P.A.F.	POWDER ACTUATED FASTENER
D.N.	DOWN	P.B.	PARTICLE BOARD
DR.	DRINKING FOUNTAIN	PART. TDB	PARTICLE BOARD
D.S.B.	DBL. STRENGTH B GRADE	PCF.	POUNDS PER CUBIC FOOT
		P.D.	POWDER DRIVEN
D.S.	DOWNSPOUT	P.G.	PAINT GRADE
DWR.	DRAINER	REF.	REFURBISH
D.W.	DISH WASHER	PLF.	POUNDS PER LINEAR FOOT
		PLAS. LAM.	PLASTIC LAMINATE
E.	EAST	PLAS.	PLASTER
EA.	EACH	PL.WD.	PLYWOOD
ELEV.	ELEVATION JOINT	PR.	PAIR
ELEC.	ELEVATION, ELEVATOR	PSF.	POUNDS PER SQUARE FOOT
EMER.	EMERGENCY	PSI.	POUNDS PER SQUARE INCH
ENCL.	ENCLOSURE	P.T.	PRESSURE TREATED
EQUIP.	EQUIPMENT N.I.C. W/ WITH PARTITION	P.T. DISP.	PAPER TOWEL DISPENSER
EW.	ELECTRIC WATER COOLER	P.V.C.	POLYVINYL CHLORIDE
EXP.	EXISTING	R.	RISER
EXH.	EXHAUST	R.A.	RETURN AIR
EXT.	EXTERIOR	RAD.	RADIATOR
F.A.	FIRE ALARM	R.D.	ROOF DRAIN
FAST.	FASTENER	REG.	REGISTER
F.D.	FLOOR DRAIN	REIN.	REINFORCED
F.E.C.	FIRE EXTINGUISHER CABINET	REQ.	REQUIRED
F.F.	FINISH FLOOR	REQMT.	REQUIREMENT
F.G.	FINISH GRADE	RESIL.	RESILIENT
F.F.D.	FOUNDATION	R.H.M.S.	ROUNDHEAD MACHINE SCREW
F.E.	FIRE EXTINGUISHER	R.H.W.S.	ROUNDHEAD WOOD SCREW
F.	FIBERGLASS	R.M.	ROOM
F.H.M.S.	FLATHEAD MECHANICAL SCREW	R.O.	RIGHT OF WAY
F.H.W.S.	FLATHEAD WOOD SCREW	R.O.W.	RIGHT OF WAY
FLASH.	FLASHING	R.S.	RUBBER
FLOR.	FLOORING	RUB.	RUBBER
FLUOR.	FLUORESCENT	RWD.	RAIN WATER LEADER
F.O.B.	FACE OF BLOCK	R.W.L.	RAIN WATER LEADER
F.O.C.	FACE OF CONCRETE	S.	SOUTH
F.O.M.	FACE OF MASONRY	S.B.	SOLID BLOCKING
F.O.S.	FACE OF STUD	SCHED.	SCHEDULE
F.P.	FIREPLACE	S.A.	STORM DRAIN
F.P.R.	FIBERGLASS REINF. PANEL	SECT.	SECTION
F.S.	FULL SIZE	SERV.	SERVICE
FTG.	FOOTING	S.F.	SQUARE FOOT
FUR.	FURRING	S.G.	STAIN GRADE
FUT.	FUTURE	S.H.	SHELF/SHELVING
GA.	GALVANIZED	SHWR.	SHOWER
GALV.	GALVANIZED	SHT.	SHEET
G.C.	GLASSING	SHTG.	SHEATHING
G.I.	GALVANIZED IRON	S.M.	SMALL
G.L.B.	GLUE-LAM BEAM	S.S.	SEE STRUCTURAL DRAWINGS
GR.	GRADE(ING)	S.M.S.	SHEET METAL SCREW
G.W.B.	GYP(SUM) WALLBOARD	SPEC.	SPECIFICATION
		SQ.	SQUARE
		STL.	STEEL

LEGEND	SYMBOLS
(E) STUD WALL	DOOR SYMBOL
(N) STUD WALL	WINDOW SYMBOL
(E) STUD WALL TO BE REMOVED	KEY TAG
SOUND INSULATED STUD WALL	DEMOLITION TAG
METAL	WORK POINT, DATUM POINT OR CONTROL
WOOD FINISH	VERTICAL OR HORIZONTAL DIAPHRAGM KEY
WOOD FRAMING CONTINUOUS MEMBER	SECTION IDENTIFICATION SHEET WHERE SECTION IS DRAWN
WOOD BLOCKING	SECTION IDENTIFICATION SHEET WHERE SECTION IS DRAWN
PLYWOOD	DETAIL IDENTIFICATION SHEET WHERE DETAIL IS DRAWN
GYP(SUM) WALLBOARD	DETAIL IDENTIFICATION SHEET WHERE DETAIL IS DRAWN
	REVISION
	FIRE SPRINKLER

- ### GENERAL NOTES
- THE CONTRACTOR SHALL BE RESPONSIBLE FOR THE VERIFICATION OF ALL DIMENSIONS, GRADES, AND OTHER CONDITIONS, AND SHALL CORRELATE AT THE JOB SITE ALL SUCH ITEMS. CONTRACTOR SHALL REPORT ANY DISCREPANCIES TO THE PROJECT MANAGER FOR CLARIFICATION AND CORRECTION PRIOR TO BEGINNING ANY WORK.
 - THE CONTRACTOR SHALL BE RESPONSIBLE FOR THE WORK AND THE COORDINATION OF ALL TRADES AND GOVERNING AGENCIES, AND SHALL PROVIDE ALL MATERIALS AND LABOR (SHOWN OR INFERRED) ON THESE PLANS TO RENDER THE WORK COMPLETE.
 - IT SHALL BE THE CONTRACTOR'S RESPONSIBILITY FOR THE SUPERVISION OF THE WORK.
 - THE ARCHITECT ASSUMES NO RESPONSIBILITY FOR THE SUPERVISION OF THE WORK OR THE PROPER EXECUTION OF THE SAME.
 - WRITTEN DIMENSIONS SHALL HAVE PRECEDENCE OVER SCALED DIMENSIONS. ANY AND ALL DISCREPANCIES SHALL BE REPORTED TO THE PROJECT MANAGER IMMEDIATELY, PRIOR TO COMMENCEMENT OF WORK.
 - EXISTING CONSTRUCTION DETAILS SHOWN HEREIN ARE ASSUMED TO BE SUBSTANTIALLY CORRECT AND MAY NOT REFLECT THE ACTUAL CONDITION. THE CONTRACTOR SHALL VERIFY (E) CONDITIONS AND NOTIFY THE ARCHITECT ANY DISCREPANCIES PRIOR TO COMMENCEMENT OF WORK.
 - ANY PROPOSED SHUT DOWN OF UTILITIES SHALL BE REGISTERED IN WRITING AT LEAST SEVEN (7) WORKING DAYS IN ADVANCE. REQUESTS SHALL BE DIRECTED TO THE PROJECT MANAGER.
 - ANY PROPOSED WORK THAT TAKES PLACE AFTER NORMAL BUSINESS HOURS SHALL BE MADE IN WRITING AT LEAST SEVEN (7) WORKING DAYS IN ADVANCE. REQUESTS SHALL BE DIRECTED TO THE PROJECT MANAGER.
 - PROVIDE ALL REQUIRED FIRE BLOCKING IN ACCORDANCE WITH SECTION 708 OF THE CURRENT ADOPTED EDITION OF C.B.C.

PROJECT TEAM

OWNER / PROJECT MANAGER
CITY OF CARMEL-BY-THE-SEA
PO BOX CC
CARMEL, CA 93921
ph: (831) 427-7672 fax: (831) 869-2470
Email: rastrela@ci.carmel.ca.us
Contact: ROBERT ESTRELLA

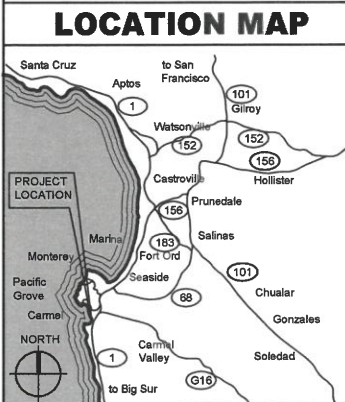
ARCHITECT
WALD, RUHNKE & DOST ARCHITECTS, LLP
2340 GARDEN ROAD, SUITE 100
MONTEREY, CA 93940
ph: (831) 649-4642 fax: (831) 649-3530
Email: peters@wrdrch.com
Contact: PETER SILVA

ELECTRICAL
MIRACLES UNLIMITED, INC.
P.O. BOX 1808
APTOS, CA 95001
ph: (831) 688-8013
Email: mm808@comcast.net
Contact: MILLS MIRACLE

SCOPE OF WORK

THIS PROJECT INCLUDES INTERIOR IMPROVEMENTS OF AN EXISTING HISTORIC HARRISON MEMORIAL PUBLIC LIBRARY BUILDING. THE SCOPE OF THIS PROJECT INCLUDES THE ALTERATION OF ONE AREA TO BECOME A NEW MEETING ROOM AND THE RELOCATION OF BOOKS CURRENTLY BEING STORED IN THIS AREA, AS WELL AS THE CONSOLIDATION OF THE CHECKOUT, SERVICE AND REFERENCE DESKS.

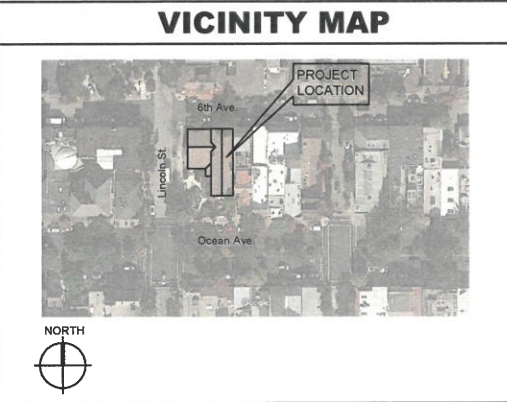
PATH-OF-TRAVEL AND ACCESSIBILITY IMPROVEMENTS FOR THE LIBRARY AS A WHOLE ARE PLANNED TO BE UNDERTAKEN UNDER A SEPARATE PERMIT, THEREFORE THE ACCESSIBILITY COMPLIANCE OF THIS PROJECT IS LIMITED TO THE AREA OF WORK ONLY.



PROJECT INFORMATION

PROJECT: HARRISON MEMORIAL LIBRARY REMODEL
LOCATION: LINCOLN AND OCEAN AVENUES
CARMEL-BY-THE-SEA, CA 93921
APN: 010-139-007
ZONING: CC - CENTRAL COMMERCIAL
OCCUPANCY: A-3
CONSTRUCTION: V-B SPRINKLERED

APPLICABLE BUILDING CODES & STANDARDS
2016 CALIFORNIA ADMINISTRATIVE CODE (CAC), PART 1, TITLE 24, CALIFORNIA CODE OF REGULATIONS (C.C.R.)
2016 CALIFORNIA BUILDING CODE (CBC), PART 2, TITLE 24 C.C.R.
2016 CALIFORNIA RESIDENTIAL CODE (CRC), PART 2.5, TITLE 24 C.C.R.
2016 CALIFORNIA ELECTRICAL CODE (CEC), PART 3, TITLE 24 C.C.R.
2016 CALIFORNIA MECHANICAL CODE (CMC), PART 4, TITLE 24 C.C.R.
2016 CALIFORNIA PLUMBING CODE (CPC), PART 5, TITLE 24 C.C.R.
2016 CALIFORNIA HISTORICAL BUILDING CODE (CHC), PART 6, TITLE 24 C.C.R.
2016 CALIFORNIA FIRE CODE (CFC), PART 9, TITLE 24 C.C.R.
2016 CALIFORNIA EXISTING BUILDING CODE (CEBC), PART 10, TITLE 24 C.C.R.
2016 CALIFORNIA GREEN STANDARDS CODE (CALGreen), PART 11, TITLE 24 C.C.R.
2016 CALIFORNIA REFERENCED STANDARDS CODE, PART 12, TITLE 24 C.C.R.
TITLE 19 C.C.R., PUBLIC SAFETY, STATE FIRE MARSHAL REGULATIONS
PARTIAL LIST OF APPLICABLE STATE STANDARDS
NFPA 13, AUTOMATIC SPRINKLER SYSTEMS, (CA AMENDED) 2016 EDITION
NFPA 72, NATIONAL FIRE ALARM CODE, (CA AMENDED) 2016 EDITION
EXITING:
NOTE: THIS BUILDING OR SPACE SHALL PROVIDE A READILY DISTINGUISHABLE MEANS OF EGRESS COMPLYING WITH CHAPTER 10 AND CHAPTER 11 (WHERE APPLICABLE FOR ACCESSIBILITY PURPOSE) OF THE 2016 EDITION OF THE CALIFORNIA BUILDING CODE. THE EXIT SYSTEM SHALL MAINTAIN A CONTINUOUS, UNOBSTRUCTED AND UNDIMINISHED PATH OF EXIT TRAVEL FROM ANY OCCUPIED POINT WITHIN THE BUILDING TO A PUBLIC WAY.




SHEET INDEX

SHT. #	SHEET TITLE
A001	COVER SHEET
ARCHITECTURAL	
D201	DEMOLITION FLOOR PLAN
D221	DEMOLITION REFLECTED CEILING PLAN
A201	FLOOR PLAN
A221	REFLECTED CEILING PLAN
A251	FINISH FLOOR PLAN, LEGEND & SCHEDULES
A301	DOOR & WINDOW SCHEDULES
A501	INTERIOR ELEVATIONS
A701	BUILDING SECTION
A801	ASSEMBLY DETAILS
A901	ACCESSIBILITY DETAILS
A901	INTERIOR DETAILS
ELECTRICAL	
E2.1	UPPER LEVEL ELECTRICAL DEMO PLAN
E2.2	UPPER LEVEL ELECTRICAL POWER PLAN
E2.3	UPPER LEVEL ELECTRICAL LIGHTING PLAN

APPROVED FOR CONSTRUCTION:

Robert M. Harry, P.E. DATE *9/9/19*
ROBERT M. HARRY, P.E. DATE
DIRECTOR OF PUBLIC WORKS *FOR BOB*

- ### DEFERRED SUBMITTALS
- DRAWINGS AND SUPPORTIVE CALCULATIONS FOR ALL MODIFICATIONS TO THE EXISTING FIRE SPRINKLER AND FIRE ALARM SYSTEMS.
- ### FIRE ALARM NOTES
- THIS IS AN EXISTING, FULLY FIRE SPRINKLERED BUILDING
 - DRAWINGS AND SUPPORTIVE CALCULATIONS FOR ALL MODIFICATIONS TO THE EXISTING FIRE SPRINKLER SYSTEM ARE REQUIRED TO BE SUBMITTED BY THE INSTALLING LICENSED FIRE SPRINKLER CONTRACTOR (C-16) TO THE FIRE PREVENTION DEPARTMENT FOR REVIEW AND APPROVAL PRIOR TO INSTALLATION.
 - CONTRACTOR SHALL VERIFY IN A "KNOX BOX" EXISTS. IF NOT A "KNOX BOX" SHALL BE PROVIDED AND LOCATED PER FIRE DEPARTMENT RECOMMENDATIONS.
 - FIRE ALARM PLAN SUBMITTED IS FOR REFERENCE ONLY. A SEPARATE SUBMITTAL IS REQUIRED. DRAWINGS AND SUPPORTIVE CALCULATIONS FOR ALL MODIFICATIONS TO THE EXISTING FIRE ALARM CONTRACTOR TO THE FIRE PREVENTION DEPARTMENT FOR REVIEW AND APPROVAL PRIOR TO INSTALLATION.
 - ALL PLAN SUBMITTALS REQUIRING FIRE SPRINKLERS, FIRE SERVICE UNDERGROUND, FIRE ALARMS, AND HOOD AND DUCT SYSTEMS, SHALL BE SUBMITTED AND SHALL BE APPROVED BY THE FIRE DEPARTMENT AND STATE FIRE MARSHAL BEFORE A FRAMING INSPECTION SHALL BE GRANTED BY THE BUILDING DEPARTMENT.



HARRISON MEMORIAL LIBRARY REMODEL

HARRISON MEMORIAL LIBRARY REMODEL
OCEAN & LINCOLN AVENUES
CARMEL-by-the-SEA, CA 93921

APN# 010-139-007

KEY NOTES

THE KEY NOTES THAT FOLLOW APPLY TO THE DRAWING(S) ON THIS SHEET ONLY. REFER TO FOLLOWING SHEETS FOR NOTES THAT ARE APPLICABLE TO THOSE DRAWINGS.

- 1 EXISTING WALL TO REMAIN, SEE LEGEND.
- 2 NOT USED.
- 3 NO WORK IN THIS AREA UNLESS OTHERWISE NOTED.
- 4 EXISTING STAIR TO REMAIN.
- 5 EXISTING BOOKCASE TO REMAIN.
- 6 EXISTING FIRE RISER TO REMAIN.

DEMOLITION KEY NOTES

THE KEY NOTES THAT FOLLOW APPLY TO THE DRAWING(S) ON THIS SHEET ONLY. REFER TO FOLLOWING SHEETS FOR NOTES THAT ARE APPLICABLE TO THOSE DRAWINGS.

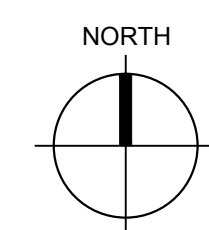
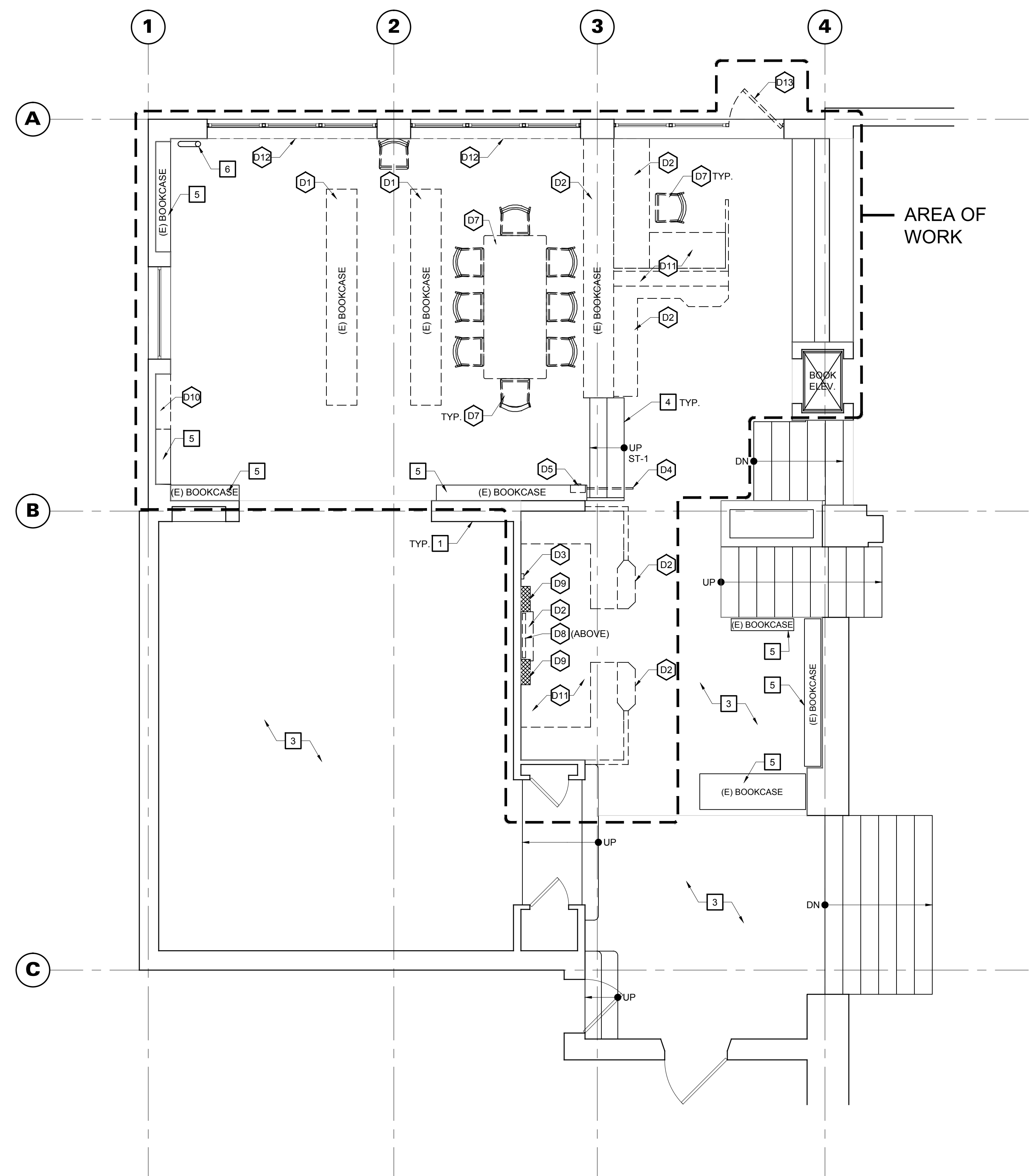
- D1 REMOVE & RELOCATE BOOKCASES TO REFERENCE AREA, VERIFY EXACT LOCATION AND ORIENTATION OF EACH SHELF WITH OWNER.
- D2 REMOVE EXISTING CASEWORK, COUNTER, BOOKCASE, AND SHELVING.
- D3 EXISTING FIRE PULL STATION TO BE RELOCATED. SEE FIRE ALARM NOTES SHEET A001.
- D4 REMOVE EXISTING HANDRAIL
- D5 REMOVE FIRE EXTINGUISHER AND CABINET. SEE PROPOSED FLOOR PLAN FOR PATCH/REPAIR NOTES AT THIS LOCATION AND LOCATION OF NEW FIRE EXTINGUISHER AND CABINET.
- D6 NOT USED.
- D7 REMOVE EXISTING TABLES AND CHAIRS AND RELOCATE TO BASEMENT OF PARK BRANCH LIBRARY LOCATION (JUNIPERO & SIXTH), COORDINATE WITH OWNER FOR ACCESS.
- D8 REMOVE TV MONITOR AND PROVIDE TO OWNER FOR RE-USE.
- D9 REMOVE EXISTING FINISHES AND VERIFY IN FIELD THAT WALL FUR-OUTS ARE NON-STRUCTURAL, AND THEN REMOVE PORTIONS ON WALL.
- D10 REMOVE SHELVES FROM 1/2 OF BOOKCASE AND REFER TO A201 FOR ADDITIONAL MODIFICATION AT THIS LOCATION.
- D11 REMOVE EXISTING FINISH FLOORING IN THIS AREA, SEE FINISH FLOOR PLAN A251 FOR ADDITIONAL INFO.
- D12 REMOVE EXISTING SHELVES AND WALL BASE, SEE PROPOSED FLOORPLAN A201 & INTERIOR ELEVATIONS A501 FOR PATCH AND REPAIR NOTES.
- D13 REMOVE EXISTING DOOR AND FRAME AND PREPARE AREA FOR INSTALLATION OF NEW DOOR AND FRAME, SEE DOOR SCHEDULE A301. (NOTE: CONTRACTOR TO COORDINATE WITH OWNER FOR JOBSITE ACCESS, IT IS PREFERRED THAT CONTRACTOR USES THIS DOOR FOR ACCESS).

GENERAL NOTES

- 1. CONTRACTOR SHALL FIELD VERIFY ALL EXISTING CONDITIONS PRIOR TO BEGINNING WORK. THE CONTRACTOR SHALL NOTIFY THE PROJECT MANAGER OF ANY DISCREPANCIES BETWEEN THE DOCUMENTS AND FIELD CONDITIONS PRIOR TO PROCEEDING WITH THE WORK. IF ANY QUESTIONS ARISE AS TO THE REMOVAL OF ANY MATERIAL, CLARIFY THE POINT IN QUESTION WITH THE PROJECT MANAGER BEFORE PROCEEDING.
- 2. CONTRACTOR SHALL PROTECT ALL EXISTING ITEMS THAT ARE NOT SCHEDULED FOR REMOVAL FROM DAMAGE. CONTRACTOR SHALL BE RESPONSIBLE FOR PATCHING AND/OR REPAIRING ANY DAMAGE CAUSED TO ITEMS TO REMAIN.
- 3. CONTRACTOR SHALL FURNISH ALL LABOR AND MATERIALS/EQUIPMENT AS REQUIRED TO COMPLETE DEMOLITION AND REMOVAL OF ALL ITEMS AS INDICATED.
- 4. CONTRACTOR SHALL VERIFY ALL ITEMS FOR DISPOSAL WITH OWNER PRIOR TO STARTING WORK.
- 5. CONTRACTOR SHALL IMPLEMENT CONSTRUCTION DUST / DEBRIS CONTROL MEASURES THROUGHOUT THE DURATION OF CONSTRUCTION.
- 6. AT COMPLETION OF DEMOLITION WORK, THE CONSTRUCTION AREA(S) SHALL BE LEFT IN "BROOM CLEAN" CONDITION. ALL DEBRIS AND MISCELLANEOUS MATERIAL SHALL BE REMOVED.
- 7. REMOVE TO SOURCE AND CAP ALL PIPES, VENTS, APPLIANCES AND/OR DRAINS NOT BEING RE-USED.
- 8. CONTRACTOR SHALL PROVIDE APPROPRIATE WEATHER PROTECTION OF EXISTING STRUCTURE WHEN DEMOLITION WORK CAUSES EXPOSURE OF EXISTING CONSTRUCTION TO THE ELEMENTS.

LEGEND

- EXISTING WALL TO REMAIN
- EXISTING DOOR TO REMAIN



DEMOLITION FLOOR PLAN

SCALE: 1/4"=1'-0"

JOB NO:
18173

PRINT DATE:
PLOT DATE: 9.9.2019

DRAWN BY:
CHECKED BY: PS

SET ISSUED:
PERMIT SUB. SET 08/13/19
PERMIT SUB. SET-R3 09/05/19

SHEET NAME:

DEMOLITION FLOOR PLAN

SHEET NO:
D201

FILE NAME: 18173-D201

KEY NOTES

THE KEY NOTES THAT FOLLOW APPLY TO THE DRAWING(S) ON THIS SHEET ONLY. REFER TO FOLLOWING SHEETS FOR NOTES THAT ARE APPLICABLE TO THOSE DRAWINGS.

- 1 PROTECT (E) MECHANICAL SYSTEM TO REMAIN IN THIS SPACE. (MODIFICATIONS FOR THE NEW MEETING ROOM HAVE ALREADY BEEN MADE UNDER A SEPARATE PERMIT).
- 2 NO CHANGES TO (E) CEILING IN THIS AREA.
- 3 SEE DEMOLITION FLOOR PLAN D201 AND REFLECTED CEILING PLAN A221 FOR FURTHER DESCRIPTIONS OF WORK AT THIS LOCATION.
- 4 EXISTING ATTIC ACCESS TO REMAIN.
- 5 EXISTING FIRE SPRINKLER, TYP. MODIFICATIONS TO THE EXISTING FIRE SPRINKLER SYSTEM TO BE A DEFERRED SUBMITTAL PER A001.

DEMOLITION KEY NOTES

THE KEY NOTES THAT FOLLOW APPLY TO THE DRAWING(S) ON THIS SHEET ONLY. REFER TO FOLLOWING SHEETS FOR NOTES THAT ARE APPLICABLE TO THOSE DRAWINGS.

- D1 REFER TO OWNER'S HAZARDOUS MATERIAL REPORT FOR REMOVAL OF EXISTING CEILING ASSEMBLY (INCLUDING GYPSUM BOARD SUBSTRATE AND ADHERED CEILING TILES).
- D2 REMOVE ABANDONED HVAC REGISTER.

THE USE OF THE PLANS AND SPECIFICATIONS IS RESTRICTED TO THE ORIGINAL SITE FOR WHICH THEY WERE PREPARED AND PUBLICATION THEREOF IS EXPRESSLY LIMITED TO SUCH USE. REUSE, REPRODUCTION OR PUBLICATION BY ANY METHOD IN WHOLE OR IN PART IS PROHIBITED. TITLE TO THE PLANS AND SPECIFICATIONS REMAINS WITH THE ARCHITECT, AND VISUAL CONTACT WITH THEM CONSTITUTES PRIMA FACIE EVIDENCE OF THE ACCEPTANCE OF THESE RESTRICTIONS.



HARRISON MEMORIAL LIBRARY REMODEL

HARRISON MEMORIAL LIBRARY REMODEL
OCEAN & LINCOLN AVENUES
CARMEL-by-the-SEA, CA 93921

APN# 010-139-007

JOB NO.:

18173

PRINT DATE:

PLOT DATE: 9.9.2019

DRAWN BY:

CHECKED BY: PS

SET ISSUED:

PERMIT SUB. SET 08/13/19

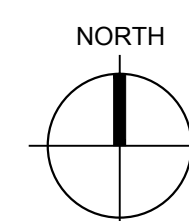
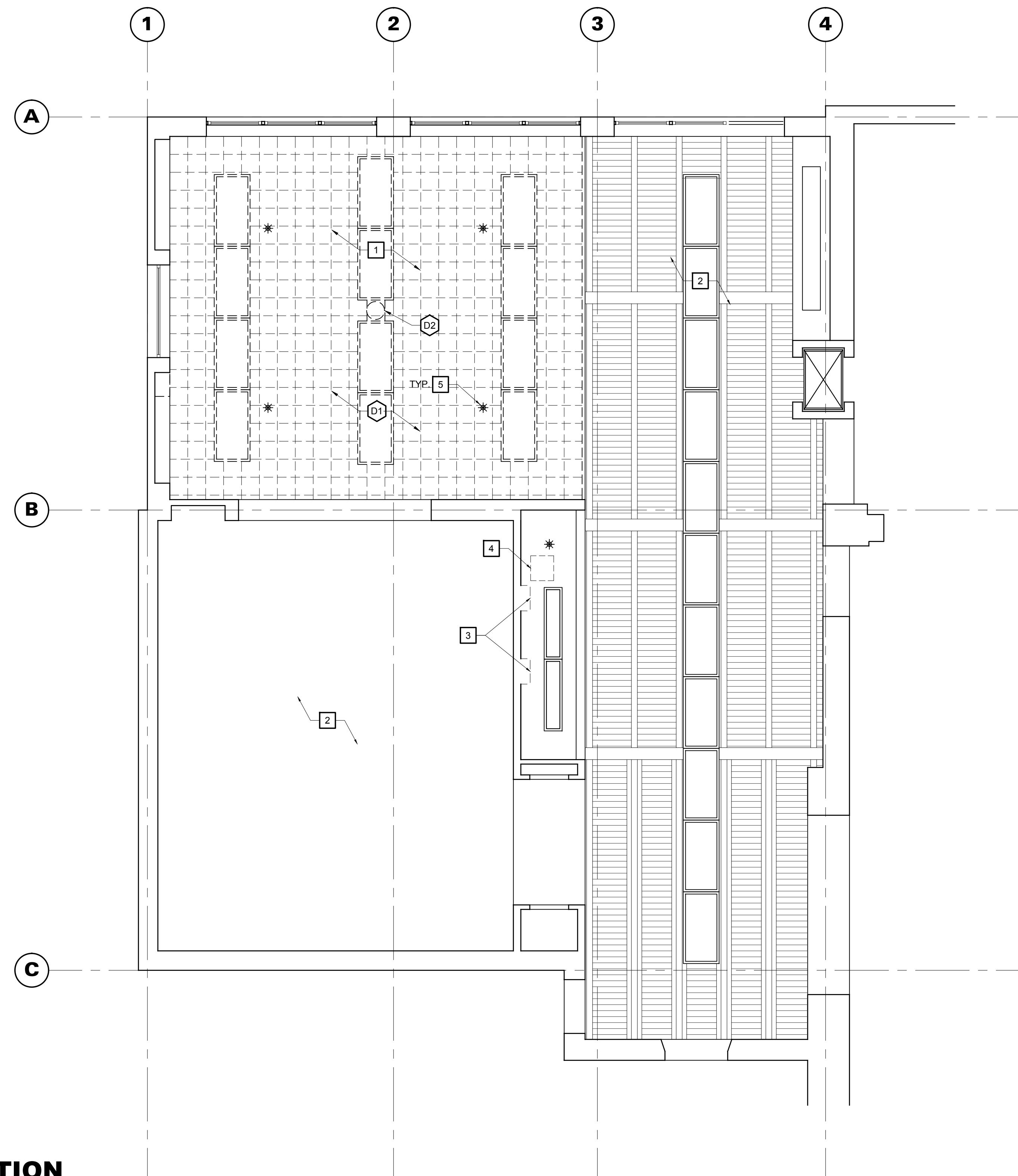
PERMIT SUB. SET-R3 09/05/19

GENERAL NOTES

- 1. REFER TO ELECTRICAL DRAWINGS FOR MORE INFO ON ELECTRICAL AND LIGHTING DEMOLITION.
- 3. CONTRACTOR SHALL FIELD VERIFY ALL EXISTING CONDITIONS PRIOR TO BEGINNING WORK. THE CONTRACTOR SHALL NOTIFY THE PROJECT MANAGER OF ANY DISCREPANCIES BETWEEN THE DOCUMENTS AND FIELD CONDITIONS PRIOR TO PROCEEDING WITH THE WORK.

LEGEND

- EXISTING CEILING TO BE REMOVED, SEE DEMO KEYNOTE #1 FOR ADDITIONAL INFO.
- EXISTING LIGHT FIXTURE TO BE REMOVED, SEE ELECTRICAL DRAWINGS.
- EXISTING FIRE SPRINKLER, SEE KEYNOTE 5.



DEMOLITION REFLECTED CEILING PLAN

SCALE: 1/4"=1'-0"

SHEET NAME:

DEMOLITION REFLECTED CEILING PLAN

SHEET NO.:

D221

FILE NAME: 18173-D221

BID ADD ALTERNATES

SCHEDULE OF ADDITIVE ALTERNATES:

PROVIDE SEPARATE CONSTRUCTION LINE ITEMS FOR EACH OF THE FOLLOWING ADD ALTERNATES:

ADD ALTERNATE NO. 1: MAIN SERVICE DESK

1. PROVIDE NEW MAIN SERVICE DESK (BUILT-IN CASEWORK) AS SHOWN IN THE DRAWINGS AND DESCRIBED IN THE SPECIFICATIONS.

NOTE: SEE NOTE ON SHEET E2.2 REGARDING POWER AND DATA AT THIS LOCATION. (TO BE INCLUDED IN THE BASE BID WHETHER THE ALTERNATE IS TAKEN OR NOT)

NOTE: THE BASE BID SHALL INCLUDE DEMOLITION IN THIS AREA WHERE OCCURS, AS SHOWN ON D201, WHETHER THE ALTERNATE IS TAKEN OR NOT.

ADD ALTERNATE NO. 2: BOOK CASES

1. PROVIDE NEW BOOKCASES AS SHOWN IN THE DRAWINGS AND DESCRIBED IN THE SPECIFICATIONS

NOTE: THE BASE BID SHALL INCLUDE DEMOLITION IN THIS AREA WHERE OCCURS, AS SHOWN ON D201, WHETHER THE ALTERNATE IS TAKEN OR NOT.

ADD ALTERNATE NO. 3: STORAGE CABINETS

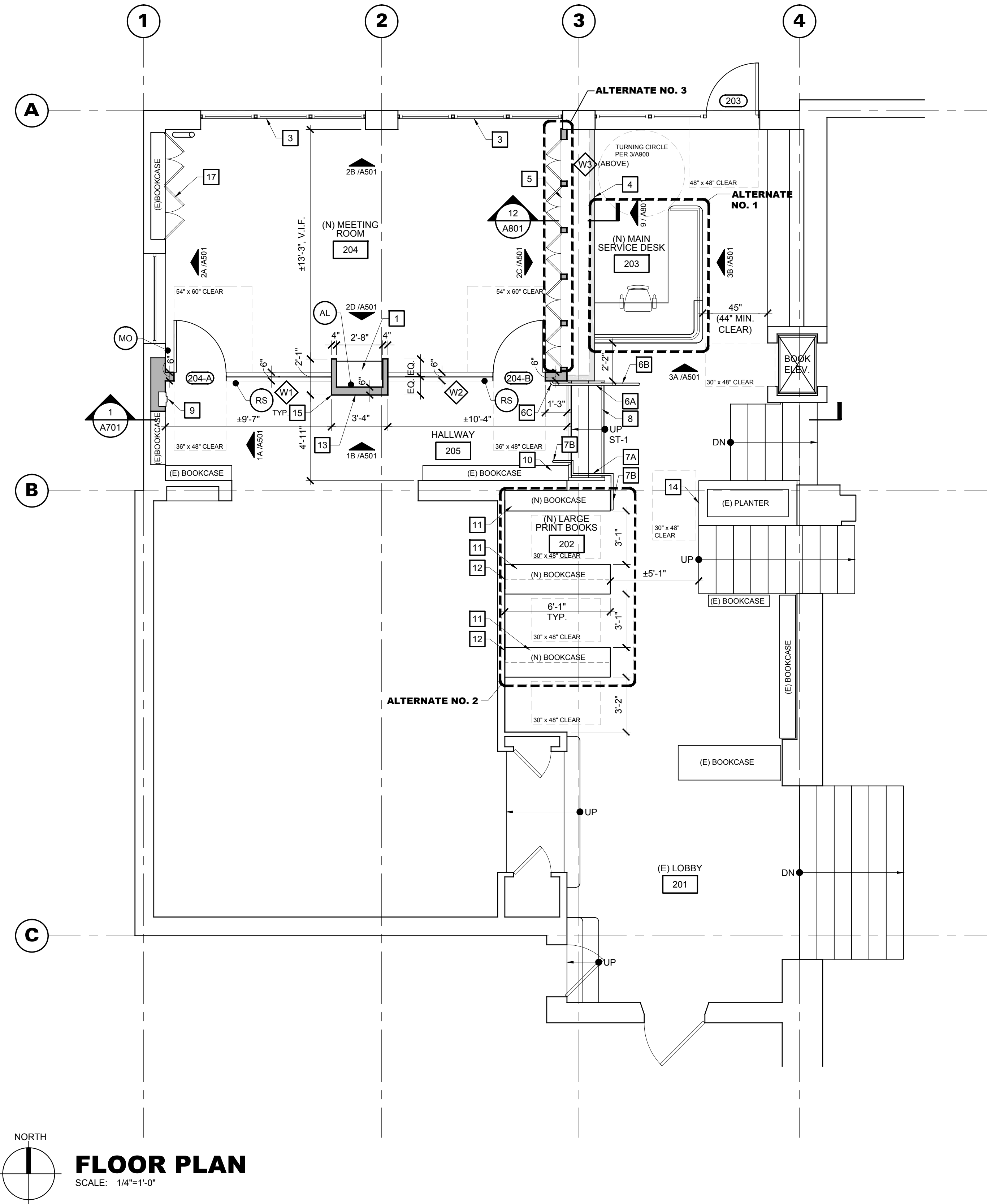
1. CONSTRUCT WALLS & CASEWORK AS SHOWN IN DETAILS 10 & 12/A801.

NOTE: SEE NOTE IN DETAIL 12/A801, IF ALTERNATE NOT SELECTED CONTRACTOR IS STILL TO BUILD PARTITION WALL SIMILAR TO AS SHOWN IN DETAIL, JUST WITHOUT RECESSED CABINETS AND CASEWORK DOORS.

NOTE: THE BASE BID SHALL INCLUDE DEMOLITION IN THIS AREA WHERE OCCURS, AS SHOWN ON D201, WHETHER THE ALTERNATE IS TAKEN OR NOT.

GENERAL REQUIREMENTS:

- ALTERNATES QUOTED ON BID FORMS WILL BE REVIEWED AND ACCEPTED OR REJECTED AT OWNER'S OPTION. ACCEPTED ALTERNATES WILL BE IDENTIFIED IN THE OWNER-CONTRACTOR AGREEMENT.
- COORDINATE RELATED WORK AND MODIFY SURROUNDING WORK TO INTEGRATE THE WORK OF EACH ALTERNATE.
- INDICATE VARIATION OF BID PRICE FOR ALTERNATES DESCRIBED BELOW AND LIST IN BID FORM DOCUMENT OR ANY SUPPLEMENT TO IT, WHICH REQUESTS A 'DIFFERENCE' IN BID PRICE BY ADDING TO OR DEDUCTING FROM THE BASE BID PRICE.
- BID WILL BE EVALUATED ON BASE BID PRICE. AFTER DETERMINATION OF PREFERRED BIDDER, CONSIDERATION WILL BE GIVEN TO ALTERNATES AND BID PRICE ADJUSTMENTS.



NORTH
FLOOR PLAN
 SCALE: 1/4"=1'-0"

KEY NOTES

THE KEY NOTES THAT FOLLOW APPLY TO THE DRAWING(S) ON THIS SHEET ONLY. REFER TO FOLLOWING SHEETS FOR NOTES THAT APPLY TO THOSE DRAWINGS.

- COUNTER AND CASEWORK, SEE INTERIOR ELEVATION.
- O.F.O.I. FURNITURE (SHOWN FOR REFERENCE ONLY).
- REFER TO DEMO PLAN D201 AND INTERIOR ELEVATIONS A501 FOR WORK AT EXISTING BOOKCASES.
- (N) LOW WALL, GYP.BD., PAINTED FINISH. SERVES AS BACK WALL OF (N) CABINETS (SEE KEYNOTE 5 BELOW AND SECTION DETAIL).
- (N) BUILT-IN CABINETS W/ ADJUSTABLE SHELVES, PAINT GRADE FINISH (SEE DETAILS 10 & 12 / A801).
- NEW HANDRAIL ASSEMBLY PER 5 & 6 / A900.
- PROVIDE EXTENSION AND RETURN HANDRAIL TO GROUND SURFACE.
- PROVIDE BLOCKING IN WALL AND RETURN HANDRAIL TO WALL.
- NEW FREESTANDING HANDRAIL, ASSEMBLY SIM. TO DETAILS 5 & 6 / A900.
- PROVIDE EXTENSION AND RETURN HANDRAIL TO GROUND SURFACE.
- EXISTING CONTRASTING STRIPES AT TOP & BOTTOM OF STAIRS TO REMAIN.
- NEW FIRE EXTINGUISHER AND CABINET PER 12/A901.
- PATCH AND REPAIR EXISTING BOOKCASE AFTER REMOVAL OF FIRE EXTINGUISHER, MATCH EXISTING CONSTRUCTION AND FINISH.
- NEW WOOD BOOKCASE TO MATCH EXISTING. BASIS OF DESIGN: "LIBRACRAFT" BY DEMCO (800-356-1200), OR APPROVED EQUAL; ONE ROW SINGLE-FACED, TWO ROWS DOUBLE FACED ADJUSTABLE SHELVING, 82" HIGH x 20" SHELF DEPTH; STARTER 37" WIDTH, ADDER 36" WIDTH, 6'-1" OVERALL HARDWOOD UNITS WITH 1" THICK VENEER CORE END PANELS AND 3/4" THICK SOLID WOOD SHELVES; WOOD SPECIES: OAK (MATCH EXISTING) W/ UV RESISTANT CATALYZED LACQUER FINISH.
- PATCH AND REPAIR EXISTING WALL SURFACE AFTER REMOVAL OF FURRING WALLS (SEE D201). MATCH ADJACENT TEXTURE AND FINISH.
- PROVIDE CONTINUOUS WOOD BLOCKING IN WALL FROM 40" - 96" A.F.F. (FOR TBD ARTWORK TO BE PROVIDED AND INSTALLED BY OWNER)
- EXISTING BOOK RETURN TO REMAIN.
- BULLNOSE CORNER BEADS TO MATCH EXISTING ROUNDED CORNERS, TYP.
- PATCH AND REPAIR EXISTING WALL SURFACE AFTER REMOVAL OF BOOKCASE AT THIS LOCATION.
- NEW PAINTED WOOD DOORS AT EXISTING BOOKCASE, SEE INTERIOR ELEVATION.

GENERAL NOTES

- ALL WALLS SHALL BE FINISHED WITH 5/8" TYPE 'X' GYPSUM WALLBOARD CONFORMING TO A.S.T.M. C36 AND CBC SECTION 2506. ALL GYPSUM WALLBOARD SHALL BE INSTALLED IN ACCORDANCE WITH THE PROVISIONS OF CBC SECTION 2508.
- CONTRACTOR SHALL SEAL ALL NEW GYPSUM WALLBOARD WITH PRIMER PRIOR TO APPLYING FINISH PAINT.
- ALL WALL AND CEILING FINISH MATERIALS SHALL COMPLY WITH CBC SECTION 803 AND HAVE A FLAME SPREAD INDEX NOT GREATER THAN THAT SPECIFIED IN TABLE 803.5 FOR THE GROUP AND LOCATION DESIGNATED. ALL INSULATION TO HAVE FLAME SPREAD RATING OF LESS THAN 25.
- FIRE BLOCKING SHALL BE PROVIDED AS REQUIRED AND IN ACCORDANCE WITH CBC SECTION 717.
- REFER TO THE ROOM FINISH FLOOR PLAN, SCHEDULE AND RELATED DETAILS FOR FINISHES REQUIRED AND TO THE MANUFACTURER FOR SURFACE PREP. REQUIREMENTS.
- REFER TO ELECTRICAL DRAWINGS FOR ELECTRICAL AND LIGHTING WORK. ALL NEW CONDUIT TO BE SURFACE MOUNT, PAINT TO MATCH ADJACENT WALL SURFACE.
- PATCH AND REPAIR DAMAGE TO WALLS FROM REMOVAL OF ANY WALL MOUNTED ITEMS DURING DEMOLITION. WALLS TO BE PREPPED AND PRIMED FOR FINISH. REFER TO FINISH SCHEDULE.

SIGNAGE SCHEDULE / NOTES

SIGN #	ROOM #	SIGN DESCRIPTION	TYPE	DETAIL
(RS)	SEE PLAN	ROOM SIGN	ON GLASS	7 / A900
(AL)	SEE PLAN	ASSISTIVE LISTENING SIGN	ON WALL	8 / A900
(MO)	SEE PLAN	MAX OCCUPANCY SIGN	ON WALL	9 / A900

- EXACT LOCATIONS OF ALL INTERIOR SIGNS TO BE FIELD VERIFIED WITH ARCHITECT.
- ROOM NAMES FOR ROOM SIGNS TO BE PROVIDED BY OWNER.
- ANY SIGNS INSTALLED ON GLASS TO HAVE SOLID BACKER PLATE ON OPPOSITE SIDE.
- SEE DETAIL 10/A900 FOR SIGN MOUNTING LOCATION DETAIL FOR TYPE RS SIGNS.

LEGEND

- EXISTING WALL TO REMAIN
- NEW INTERIOR NON-BEARING METAL STUD WALL PER 2/A801
- EXISTING DOOR TO REMAIN
- NEW DOOR, SEE DOOR SCHEDULE SHEET A301
- EXISTING WINDOW
- NEW WINDOW

50

WR&D
WALD RUHNKE & DOST
ARCHITECTS LLP

2340 GARDEN ROAD, SUITE 100
 MONTEREY, CALIFORNIA 93940
 PHONE: 831.649.4642
 FAX: 831.649.3530

WWW.WRDARCH.COM

THE USE OF THE PLANS AND SPECIFICATIONS IS RESTRICTED TO THE ORIGINAL SITE FOR WHICH THEY WERE PREPARED AND PUBLICATION THEREOF IS EXPRESSLY LIMITED TO SUCH USE. REUSE, REPRODUCTION OR PUBLICATION BY ANY METHOD IN WHOLE OR IN PART IS PROHIBITED. TITLE TO THE PLANS AND SPECIFICATIONS REMAINS WITH THE ARCHITECT, AND VISUAL CONTACT WITH THEM CONSTITUTES PRIMA FACIE EVIDENCE OF THE ACCEPTANCE OF THESE RESTRICTIONS.



HARRISON MEMORIAL LIBRARY REMODEL

APN# 010-139-007

HARRISON MEMORIAL LIBRARY REMODEL
 OCEAN & LINCOLN AVENUES
 CARMEL-by-the-SEA, CA 93921

JOB NO.:

18173

PRINT DATE:

PLOT DATE: 9/10/2019

DRAWN BY:

CHECKED BY: PS

SET ISSUED:

PERMIT SUB. SET 08/13/19

PERMIT SUB. SET-R3 09/05/19

SHEET NAME:

FLOOR PLAN

SHEET NO.:

A201

FILE NAME: 18173-A201



HARRISON MEMORIAL LIBRARY REMODEL
HARRISON MEMORIAL LIBRARY REMODEL
OCEAN & LINCOLN AVENUES
CARMEL-by-the-SEA, CA 93921
APN# 010-139-007

JOB NO.:
18173
PRINT DATE:
PLOT DATE: 9.9.2019
DRAWN BY:
CHECKED BY: PS
SET ISSUED:
PERMIT SUB. SET 08/13/19
PERMIT SUB. SET-R3 09/05/19

SHEET NAME:
REFLECTED CEILING PLAN
SHEET NO.:
A221
FILE NAME: 18173-A221

KEY NOTES

THE KEY NOTES THAT FOLLOW APPLY TO THE DRAWING(S) ON THIS SHEET ONLY. REFER TO FOLLOWING SHEETS FOR NOTES THAT ARE APPLICABLE TO THOSE DRAWINGS.

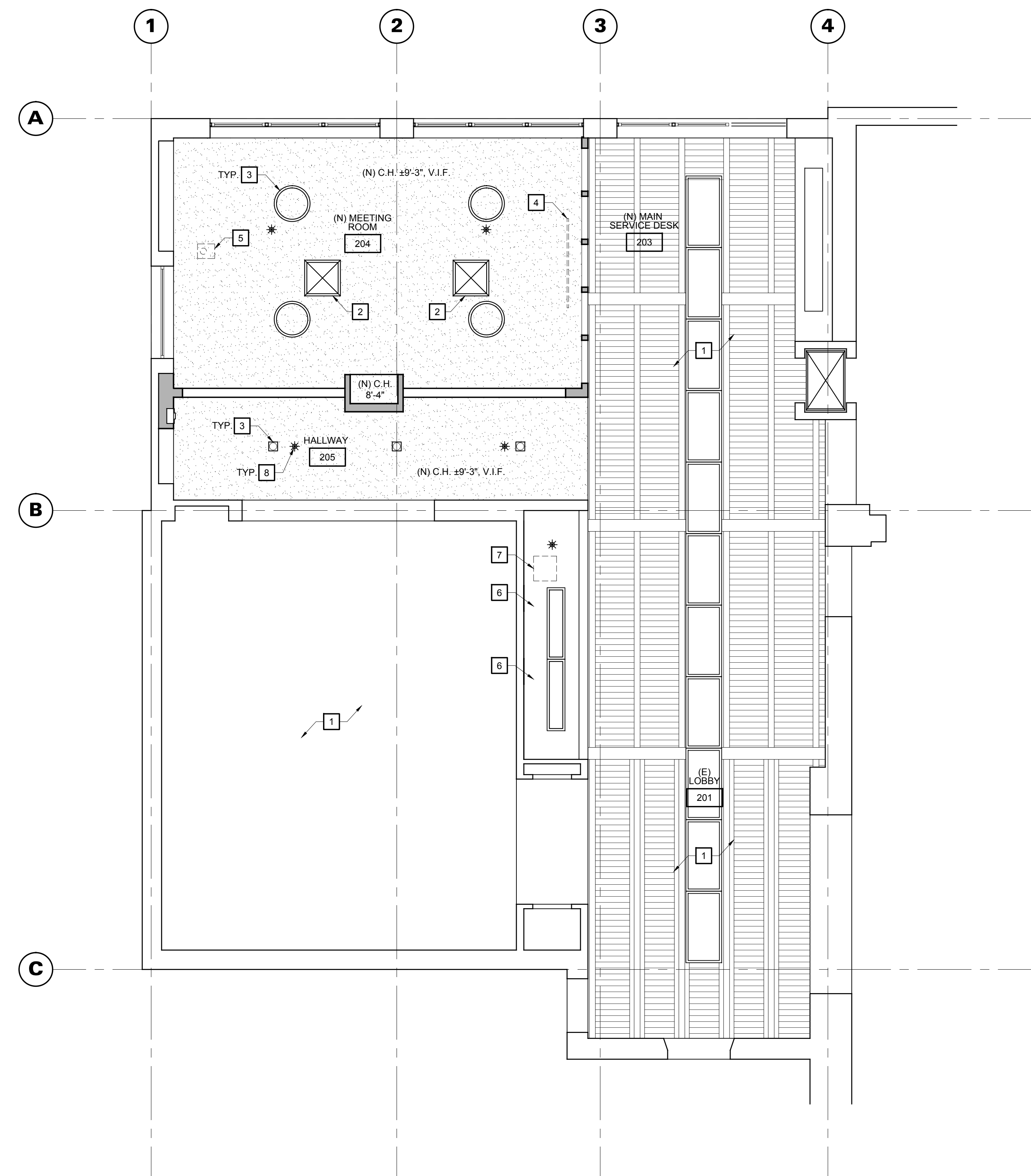
- 1 NO CHANGES TO (E) CEILING IN THIS AREA.
- 2 PROTECT EXISTING MECHANICAL GRILLES AND DUCTWORK DURING CONSTRUCTION. (THE MECHANICAL SYSTEMS HAVE ALREADY BEEN MODIFIED UNDER A SEPARATE PERMIT.)
- 3 NEW LIGHTING PER ELECTRICAL DRAWINGS.
- 4 O.F.O.I. CEILING MOUNT PROJECTOR SCREEN. VERIFY EXACT LOCATION IN FIELD WITH ARCHITECT / OWNER AND PROVIDE BLOCKING AS REQUIRED FOR ATTACHMENT PER MANUFACTURER.
- 5 O.F.O.I. CEILING MOUNT PROJECTOR. VERIFY EXACT LOCATION IN FIELD WITH ARCHITECT / OWNER AND PROVIDE BLOCKING AS REQUIRED FOR ATTACHMENT PER MANUFACTURER.
- 6 PATCH AND REPAIR EXISTING CEILING AND TRIM AT THIS LOCATION.
- 7 EXISTING ATTIC ACCESS TO REMAIN.
- 8 FIRE SPRINKLER, MODIFICATIONS AS REQUIRED FOR NEW WALL LAYOUT TO BE DEFERRED SUBMITTAL PER A001.

GENERAL NOTES

1. REFER TO CEILING ASSEMBLIES ON SHEET A801.
2. REFER TO ELECTRICAL DRAWINGS FOR LIGHTING.
3. INSTALL NEW FIRE / LIFE SAFETY ANNUNCIATION DEVICES AS REQUIRED TO COMPLY WITH ALL APPLICABLE CODES.
4. REFER TO ELECTRICAL DRAWINGS FOR SWITCH LOCATIONS. GANG SWITCHES UNDER ONE COVER PLATE WHEN POSSIBLE.
5. REFER TO ELECTRICAL DRAWINGS FOR CIRCUITING FOR ALL LIGHT SWITCHES.
6. ALL FIRE AND LIFE SAFETY SYSTEM DEVICE SPECIFICATION AND LAYOUT TO MEET REQUIREMENTS BY THE CITY OF CARMEL FIRE DEPARTMENT.
7. CONTRACTOR SHALL FIELD VERIFY ALL EXISTING CONDITIONS PRIOR TO BEGINNING WORK. THE CONTRACTOR SHALL NOTIFY THE PROJECT MANAGER OF ANY DISCREPANCIES BETWEEN THE DOCUMENTS AND FIELD CONDITIONS PRIOR TO PROCEEDING WITH THE WORK.
8. REFER TO DEFERRED SUBMITTALS ON SHEET A001 AND PROVIDE DRAWINGS AND CALCULATIONS FOR MODIFICATIONS TO EXISTING FIRE SPRINKLER SYSTEM AS REQUIRED FOR NEW FLOOR PLAN LAYOUT.

LEGEND

- NEW GYPSUM BOARD CEILING ASSEMBLY PER 4/A801.
- NEW RECESSED LIGHT FIXTURE, SEE ELECTRICAL DRAWINGS.
- NEW HANGING PENDANT LIGHT FIXTURE, SEE ELECTRICAL DRAWINGS.
- FIRE SPRINKLER, SEE KEY NOTE 8.



NORTH
REFLECTED CEILING PLAN
SCALE: 1/4"=1'-0"



WALD RUHNKE & DOST ARCHITECTS LLP

2340 GARDEN ROAD, SUITE 100
MONTEREY, CALIFORNIA 93940

PHONE: 831.649.4642

FAX: 831.649.3530

WWW.WRDARCH.COM

THE USE OF THE PLANS AND SPECIFICATIONS IS RESTRICTED TO THE ORIGINAL SITE FOR WHICH THEY WERE PREPARED AND PUBLICATION THEREOF IS EXPRESSLY LIMITED TO SUCH USE. REUSE, REPRODUCTION OR PUBLICATION BY ANY METHOD IN WHOLE OR IN PART IS PROHIBITED. TITLE TO THE PLANS AND SPECIFICATIONS REMAINS WITH THE ARCHITECT, AND VISUAL CONTACT WITH THEM CONSTITUTES PRIMA FACIE EVIDENCE OF THE ACCEPTANCE OF THESE RESTRICTIONS.



HARRISON MEMORIAL LIBRARY REMODEL

HARRISON MEMORIAL LIBRARY REMODEL
OCEAN & LINCOLN AVENUES
CARMEL-by-the-SEA, CA 93921

APN# 010-139-007

JOB NO.:

18173

PRINT DATE:

PLOT DATE: 9.9.2019

DRAWN BY:

CHECKED BY: PS

SET ISSUED:

PERMIT SUB. SET 08/13/19

PERMIT SUB. SET-R3 09/05/19

SHEET NAME:

FINISH FLOOR PLAN, LEGEND & SCHEDULES

SHEET NO.:

A251

FILE NAME: 18173-A251

GENERAL NOTES

- NEW WALLS SHALL BE FINISHED WITH GYPSUM WALLBOARD CONFORMING TO A.S.T.M C 36 AND SHALL BE INSTALLED IN ACCORDANCE WITH THE PROVISIONS OF CBC SECTION 2508 AND TABLE 2506.2. SEE WALL TYPE ON SHEET A800.
- NOT USED.
- CONTRACTOR SHALL SEAL ALL NEW WALL BOARD CONDITIONS WITH PVA PRIMER PRIOR TO FINISH PAINT. APPLICATION SHALL BE IN ACCORDANCE WITH MANUFACTURE'S RECOMMENDATIONS.
- CONTRACTOR SHALL SUBMIT SAMPLES PRIOR TO PLACING FULL ORDERS WHERE MATERIALS ARE NOT RETURNABLE.
- FLOAT OUT ALL FLOOR AREAS WHERE THE FLOOR IS NOT LEVEL OR TRUE WITH A LEVELING COMPOUND TO MATCH THE JOB CONDITION PRIOR TO THE INSTALLATION OF FINISH FLOOR MATERIALS. LEVELING COMPOUND SHALL BE INSTALLED IN ACCORDANCE WITH MANUFACTURES RECOMMENDATION.
- ALL PAINT FINISH SHALL BE APPLIED IN ACCORDANCE WITH THE MANUFACTURER'S SPECIFICATIONS FOR THE PARTICULAR SURFACE.
- ALL PAINT FINISH OF METAL DOOR FRAMES, PERIMETER ENCLOSURES, RAILINGS, ETC., SHALL BE SEMI-GLOSS, U.N.O.
- CONTRACTOR SHALL PATCH AND PAINT AND/OR RE-FINISH ALL EXISTING WALL CONDITIONS AS REQUIRED TO MATCH THE EXISTING CONDITION. VERIFY WITH OWNER.
- NOT USED.
- FIELD VERIFY THE EXISTING FLOOR CONDITION PRIOR TO INSTALLATION.
- NOT USED.
- INSTALL SPECIFIED FLOORING TRANSITION AND/OR REDUCTION STRIPS AT DOORS WHERE CARPET AND OTHER FLOOR MATERIALS, AS SCHEDULED, MEET.
- NOT USED.
- NOT USED.
- ALL WALL AND CEILING FINISH MATERIALS SHALL NOT EXCEED THE FLAME SPREAD CLASSIFICATION OF THE TABLE 803.11 OF THE CURRENT EDITION OF THE C.B.C.
- FIRE BLOCKING SHALL BE PROVIDED AS REQUIRED AND IN ACCORDANCE WITH THE CURRENT EDITION OF THE C.B.C.
- GYPSUM BOARD WALL / CEILING SHALL MATCH EXISTING, TYP. SEE SPECIFICATIONS.
- WALL PAINT COLOR AND FINISH TO MATCH EXISTING TYPICAL, U.O.N.

FINISH SCHEDULE

ROOM NUMBER	ROOM NAME	FLR.	BASE	WALLS				WAINSCOT	CSWK.		CLG.	NOTES
				NORTH	EAST	SOUTH	WEST		COUNTER TOP	CABINET		
201	(E) LOBBY	(E)	(E)	(E)	(E)	(E)	(E)	-	-	-	(E)	-
202	(N) LARGE PRINT BOOKS	CPT-1	B-1	P-1	P-1	P-1	P-1	-	PL-2	PL-1	(E)	FN-1, FN-4
203	(N) MAIN SERVICE DESK	CPT-1; (E) VCT	B-1	(E)	(E)	(E)	P-1	-	PL-2	PL-1	(E)	FN1, FN4, FN5
204	(N) MEETING ROOM	CPT-1	B-1, B-2	P-1	P-1	P-1	P-1	-	PL-2	P-2 PL-1	C-1	FN1, FN2, FN3
205	HALLWAY	CPT-1	B-1	P-1	(E)	(E)	P-1	-	-	-	(E)	FN2

FINISH NOTES

- FN1. INSTALL NEW CARPET TO MATCH EXISTING PER FINISH FLOOR PLAN
 FN2. REMOVE AND REUSE EXISTING CARPET TILE AROUND NEW PARTITION.
 FN3. NEW CABINET DOORS ON EXISTING BUILT IN BOOKSHELVES TO BE PAINTED (P-2).
 FN4. REFER TO INTERIOR ELEVATIONS FOR CASEWORK.
 FN5. PARTIAL EXISTING VCT AT EXTERIOR DOOR TO REMAIN.

FINISH LEGEND

FLOORING:

CPT-1 TYPE: CARPET TILE
 MANUFACTURER: MATCH EXISTING
 STYLE/FINISH: MATCH EXISTING
 COLOR/PATTERN: MATCH EXISTING
 SIZE: MATCH EXISTING
 NOTE: OWNER FURNISHED, CONTRACTOR INSTALLED
 CONTACT: OWNER

BASE:

B-1 TYPE: EXISTING PAINTED WOOD BASE
 MANUFACTURER: -
 STYLE/FINISH: -
 COLOR/PATTERN: (P-3)
 SIZE: N/A
 NOTE: EXISTING BASE TO BE PAINTED
 CONTACT: -

B-2 TYPE: NEW PAINTED WOOD BASE
 MANUFACTURER: MATCH EXISTING
 STYLE/FINISH: MATCH EXISTING
 COLOR/PATTERN: (P-3)
 SIZE: N/A
 NOTE: NEW BASE TO BE PAINTED
 CONTACT: -

CEILING:

C-1 TYPE: PAINTED GYP. BD. CEILING
 MANUFACTURER: MATCH EXISTING
 STYLE/FINISH: FLAT
 COLOR/PATTERN: MATCH EXISTING CEILING COLOR
 SIZE: N/A
 NOTE: -
 CONTACT: -

WALL:

P-1 TYPE: PAINT
 MANUFACTURER: MATCH EXISTING
 STYLE/FINISH: MATCH EXISTING WALL SHEEN
 COLOR/PATTERN: MATCH EXISTING WALL COLOR
 SIZE: N/A
 NOTE: FIELD
 CONTACT: -

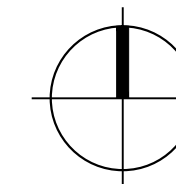
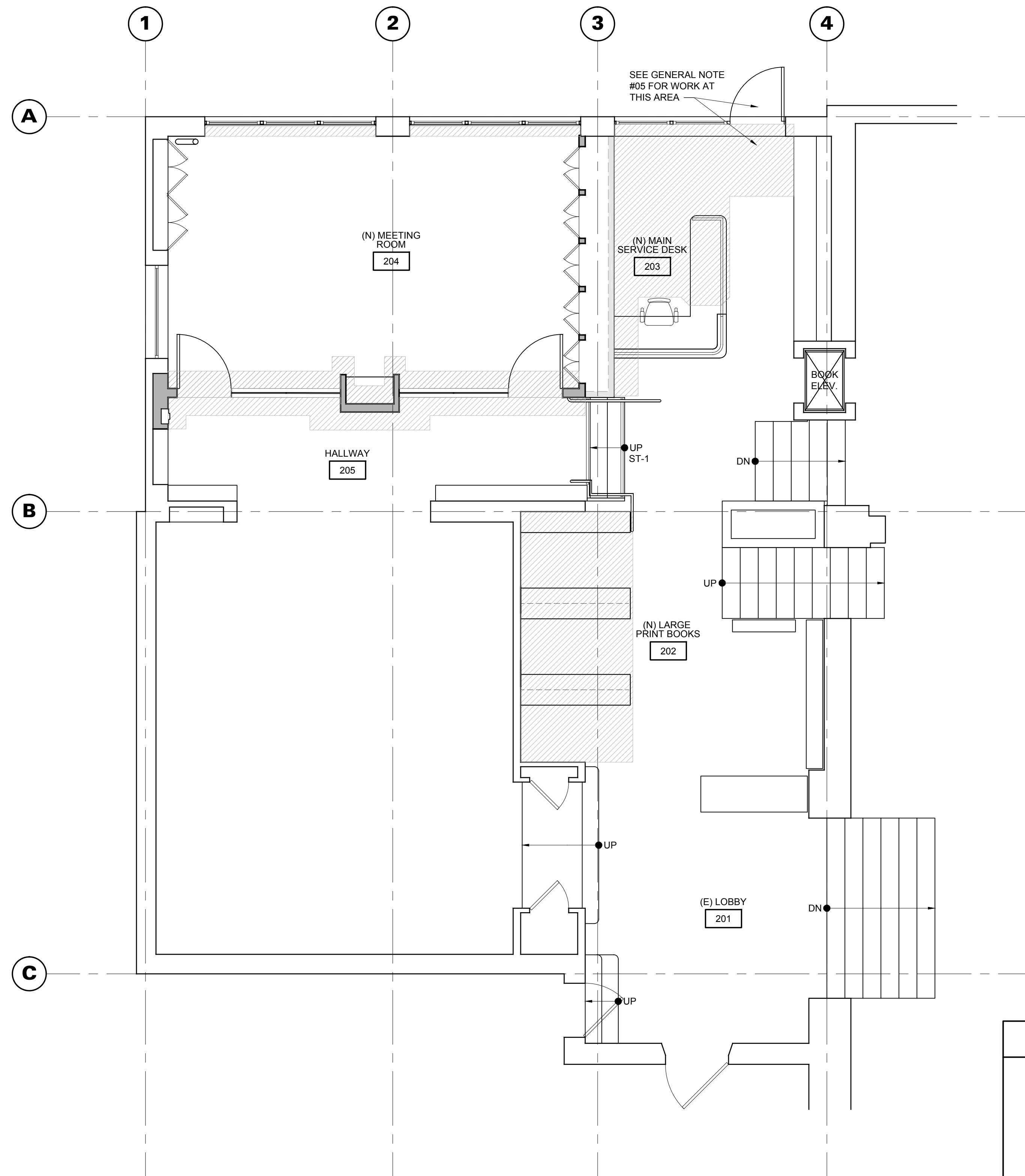
P-2 TYPE: PAINT
 MANUFACTURER: MATCH EXISTING
 STYLE/FINISH: SEMI GLOSS
 COLOR/PATTERN: (P-1)
 SIZE: N/A
 NOTE: AT NEW PAINTED CAB. DOORS
 CONTACT: -

P-3 TYPE: PAINT
 MANUFACTURER: MATCH EXISTING
 STYLE/FINISH: SEMI GLOSS
 COLOR/PATTERN: MATCH EXISTING BASE
 SIZE: N/A
 NOTE: AT BASE AND DOOR TRIM
 CONTACT: -

CASEWORK:

PL-1 TYPE: PLASTIC LAMINATE
 MANUFACTURER: WILSONART
 STYLE/FINISH: SOFT GRAIN FINISH
 COLOR/PATTERN: WALNUT HEIGHTS 7965K-12
 SIZE: PER INTERIOR ELEVATION
 NOTE: CASEWORK SURROUND AT NEW BUILT IN DESKS
 CONTACT: MIGUEL THURSTON | 415.260.2157

PL-2 TYPE: PLASTIC LAMINATE
 MANUFACTURER: WILSONART
 STYLE/FINISH: FINE VELVET TEXTURE FINISH
 COLOR/PATTERN: NATURAL COTTON 4946-38
 SIZE: PER INTERIOR ELEVATION
 NOTE: COUNTERTOP AT NEW BUILT IN DESKS
 CONTACT: MIGUEL THURSTON | 415.260.2157



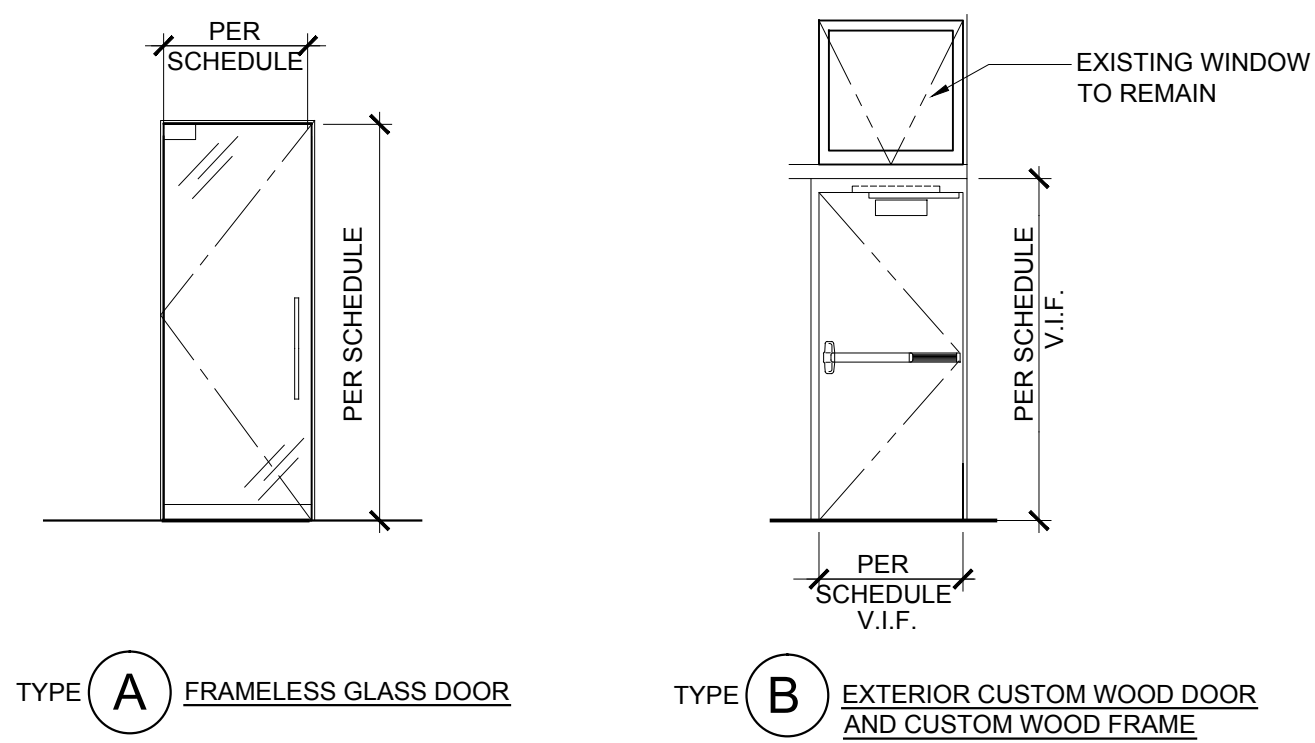
FINISH FLOOR PLAN

SCALE: 1/4"=1'-0"

DOOR SCHEDULE

DOOR NUMBER	DOOR		SIZE			DETAIL REFERENCE			FRAME ASSEMBLY	HARDWARE GROUP	GLASS TYPE	NOTES
	TYPE	FINISH	WIDTH	HEIGHT	THK.	HEAD	JAMB	THRESH.				
203	B	●	3'-0"	7'-0"	1-3/4"	-	-	-	-	2.0	-	NEW EXT. WD. DOOR AND FRAME, DOOR TO MATCH EXISTING FRONT DOOR
204-A	A	-	3'-0"	8'-4"	1/2"	-	-	-	-	1.0	GL-2	NO OVERHEAD DOOR STOP. ALLOW DOOR TO SWING IN BOTH DIRECTIONS.
204-B	A	-	3'-0"	8'-4"	1/2"	-	-	-	-	1.0	GL-2	PROVIDE OVERHEAD DOOR STOP. ALLOW DOOR TO SWING AS SHOWN.

DOOR TYPES



HARDWARE SCHEDULE

- HARDWARE GROUP 1.0:**
 HARDWARE FOR 'ALL-GLASS' SYSTEMS, CRL COMMERCIAL GLASS DOOR ACCESSORIES BY C.R. LAURENCE CO., INC., OR APPROVED EQUAL.
- DESCRIPTION: SINGLE DOOR WITH CONCEALED OVERHEAD CLOSER AND MULTIPLE SIDELITES WITH TOP AND BOTTOM MANUAL PIVOTS.
 - FITTINGS, GENERAL: PROVIDE CRL DOOR PATCH FITTINGS FABRICATED FROM ALUMINUM, ASTM B 221, 6063-T5.
 - DOOR PATCH SYSTEMS: PROVIDE DOOR PATCH SYSTEMS MATCHING METAL FINISH OF DOOR FITTINGS. THE SYSTEM SHALL INCLUDE, BUT NOT NECESSARILY LIMITED TO, DOOR PATCHES. COMPLY WITH GLASS ASSOCIATION OF NORTH AMERICA (GANA) GUIDELINES.
 - BOTTOM DOOR RAIL: PROVIDE 4" HIGH TAPERED DOOR RAILS TO ACCOMMODATE 1/2" GLASS.
 - ACCESSORY FITTINGS: PROVIDE MANUFACTURER'S STANDARD ACCESSORY FITTINGS, INCLUDING OVERHEAD DOOR STOP (WHERE INDICATED), AND SIDELIGHT SYSTEMS MATCHING METAL AND FINISH OF DOOR FITTINGS.
 - DOOR HEADER:
 - CRL STANDARD 4" X 1-3/4" SINGLE DOOR HEADER
 - HARDWARE:
 - DOOR CLOSERS: ADJUSTABLE SPRING POWER OVERHEAD CONCEALED DOOR CLOSER, "20104M17," TO FIT INTO CRL DOOR HEADER.
 - DOOR PULLS: 1-1/4" DIAMETER HEAVY WALL BRASS TUBING, "LP240RB," CRL OIL RUBBED BRONZE 24" LADDER STYLE PULL HANDLE.

HARDWARE GROUP 2.0:
 HARDWARE TO MATCH EXISTING THROUGHOUT. THE FOLLOWING SHALL SERVE AS THE BASIS OF DESIGN, PROVIDING A MINIMUM QUALITY STANDARD:

QTY	DESCRIPTION	CATALOG NUMBER	FINISH	MFR
3	HINGE	5BB1HW 4.5 x 4.5 NRP	613	IVES
1	PANIC HARDWARE	9847WDC-NL-OP-110WD-SNB	613	VON DUPRIN
1	RIM CYLINDER	20-057	613	SCHLAGE
1	DOOR PULL	MATCH EXISTING		
1	CLOSER	MATCH EXISTING		
1	GASKETING	188SBR PSA	BR	ZERO INTERNATIONAL
1	THRESHOLD	MATCH EXISTING		

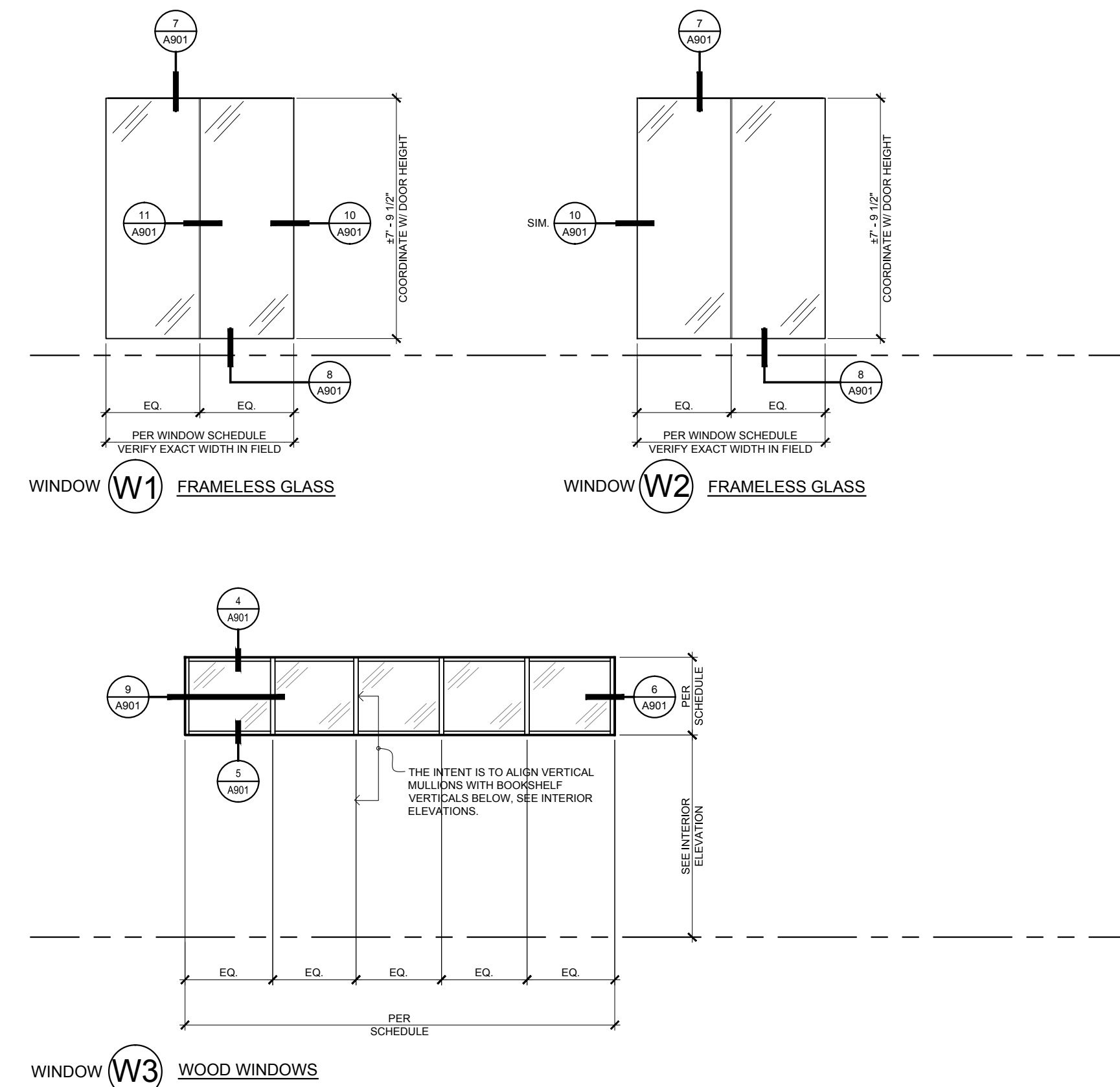
DOOR NOTES

- ALL SWINGING DOORS TO ACCESSIBLE SPACES SHALL COMPLY w/ THE FOLLOWING (U.N.O.):
- OPERABLE DOOR HARDWARE TO BE MOUNTED 34" MIN. TO 44" MAX. ABOVE FINISH FLOOR OR GROUND. (CBC 11B-404.2.7)
 - PRESSURE TO OPERATE EXTERIOR AND INTERIOR DOORS SHALL NOT EXCEED 5.0 lbs., AND FIRE RATED DOORS SHALL NOT EXCEED 15lbs., PER CBC SECTION 1133B.2.5. ALL DOORS SHALL BE ADJUSTED TO MEET THIS REQUIREMENT.
 - PROVIDE ACCESSIBLE HARDWARE THAT DOES NOT REQUIRE TIGHT GRASPING, PINCHING OR TWISTING OF THE WRIST.
 - FURNISH AND INSTALL ALL HARDWARE AS REQUIRED FOR A COMPLETE ASSEMBLY. THE WORK SHALL INCLUDE, BUT IS NOT LIMITED TO, LOCKS, LATCHES, DOOR BUTTS WITH NON-REMOVABLE PINS ON OUT SWINGING EXTERIOR DOORS, AND DOOR STOPS, WHERE INDICATED ON PLANS. THE WORK INCLUDES METAL THRESHOLDS, METAL KICK PLATES, METAL PUSH PLATES, SINGLE OR DOUBLE ACTING SELF-CLOSING GRAVITY OPERATED GATE HINGES.
 - ALL DOORS NOT SCHEDULED ARE EXISTING - NO WORK UNLESS NOTED OTHERWISE. PROTECT FROM DAMAGE.
 - THE ACCESSIBLE CLEARANCES FOR EACH DOOR IN AREA OF WORK ARE REQUIRED TO COMPLY WITH DETAIL 4/A900.

WINDOW SCHEDULE

WINDOW	GLAZING		SIZE		DETAIL REFERENCE			GLASS TYPE	NOTES
	SINGLE	DOUBLE	WIDTH	HEIGHT	HEAD	JAMB	SILL		
W1	●		6'-0"	7'-9 1/2"	SEE DETAIL TAGS BELOW			GL-1	OVERALL WIDTH (2 PANELS @ 3'-0" EACH)
W2	●		6'-0"	7'-9 1/2"	SEE DETAIL TAGS BELOW			GL-1	OVERALL WIDTH (2 PANELS @ 3'-0" EACH)
W3		●	13'-2"	2'-6"	SEE DETAIL TAGS BELOW			GL-3	OVERALL WIDTH

WINDOW TYPES




GLASS TYPES

- GL-1:**
 3/8" OVERALL TEMPERED-LAMINATED GLASS - 1/2" CLEAR, .060" PVB, 1/4" CLEAR
 NOTE: ALL GL-1 GLASS IS TO BE BOTH FULLY TEMPERED AND LAMINATED.
- GL-2:**
 1/2" CLEAR TEMPERED
- GL-3:**
 1-3/16" OVERALL LAMINATED I.G.U. - 3/4" CLEAR, 1/2" AIR SPACE, 3/8" GLASS - .060 PVB - 3/8" CLEAR

WINDOW NOTES

- CONTRACTOR IS RESPONSIBLE FOR REVIEWING FLOOR PLAN AND INTERIOR ELEVATIONS FOR VERIFICATION OF QUANTITY AND LOCATIONS OF WINDOW TYPES.
- WINDOW SIZES ARE APPROXIMATE AND MAY BE ALTERED SLIGHTLY TO MEET FIELD MEASUREMENTS.
- ALL GLAZING SUBJECT TO HUMAN IMPACT SHALL BE APPROVED SAFETY GLASS AND COMPLY W/SECTION 2406 OF THE CURRENT EDITION OF THE U.B.C. ALL GLAZING SHALL BE SAFETY GLAZED WHEN LOCATED WITHIN 60" OF THE WALKING SURFACE OR WITHIN 24" HORIZONTAL DISTANCE FROM ANY DOOR. A CERTIFICATE MUST ACCOMPANY ALL GLAZING PRODUCTS STATING THAT THE PRODUCTS CONFIRM WITH APPLICABLE CONSUMER PRODUCT SAFETY STANDARDS.
- ALL ROUGH OPENING DIMENSION SHALL BE FIELD VERIFIED. WINDOW FRAME AND GLAZING SHALL MATCH THE EXISTING CONDITION WHERE APPLICABLE.



WALD RUHNKE & DOST ARCHITECTS LLP

2340 GARDEN ROAD, SUITE 100
 MONTEREY, CALIFORNIA 93940

PHONE: 831.649.4642

FAX: 831.649.3530

WWW.WRDARCH.COM

THE USE OF THE PLANS AND SPECIFICATIONS IS RESTRICTED TO THE ORIGINAL SITE FOR WHICH THEY WERE PREPARED AND PUBLICATION THEREOF IS EXPRESSLY LIMITED TO SUCH USE. REUSE, REPRODUCTION OR PUBLICATION BY ANY METHOD IN WHOLE OR IN PART IS PROHIBITED. TITLE TO THE PLANS AND SPECIFICATIONS REMAINS WITH THE ARCHITECT, AND VISUAL CONTACT WITH THEM CONSTITUTES PRIMA FACIE EVIDENCE OF THE ACCEPTANCE OF THESE RESTRICTIONS.



HARRISON MEMORIAL LIBRARY REMODEL

APN# 010-139-007

HARRISON MEMORIAL LIBRARY REMODEL
 OCEAN & LINCOLN AVENUES
 CARMEL-by-the-SEA, CA 93921

JOB NO.:

18173

PRINT DATE:

PLOT DATE: 9.9.2019

DRAWN BY:

CHECKED BY: PS

SET ISSUED:

PERMIT SUB. SET 08/13/19

PERMIT SUB. SET-R3 09/05/19

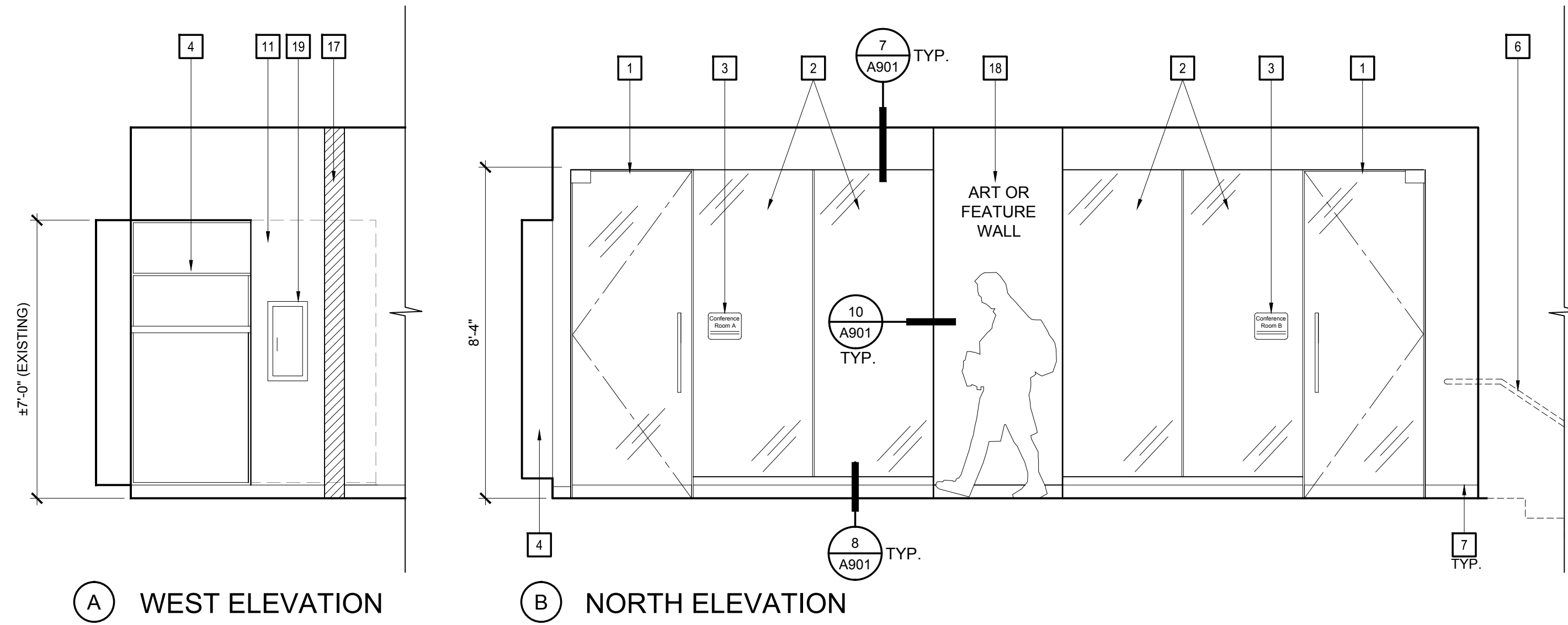
SHEET NAME:

DOOR & WINDOW SCHEDULES

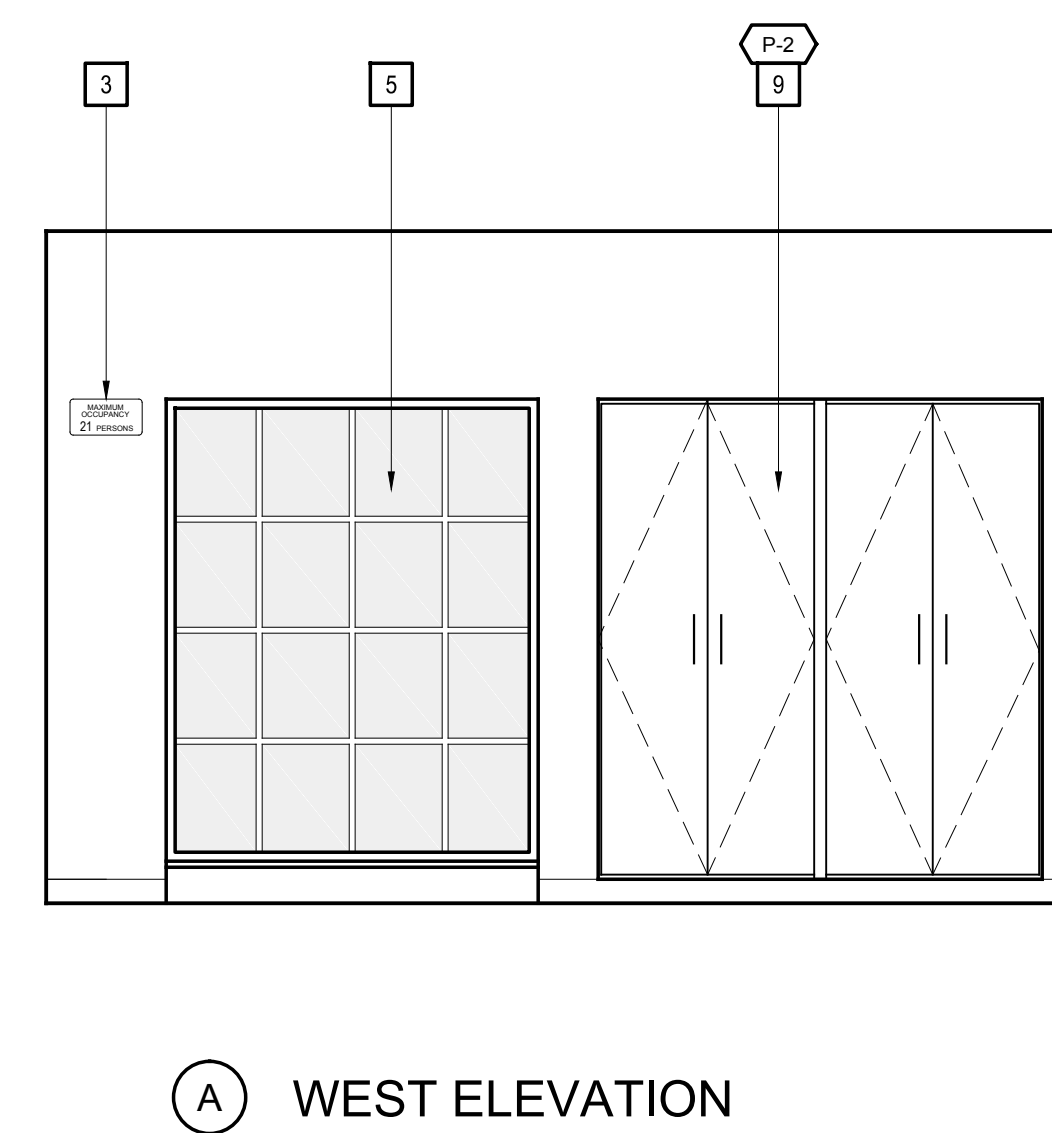
SHEET NO.:

A301

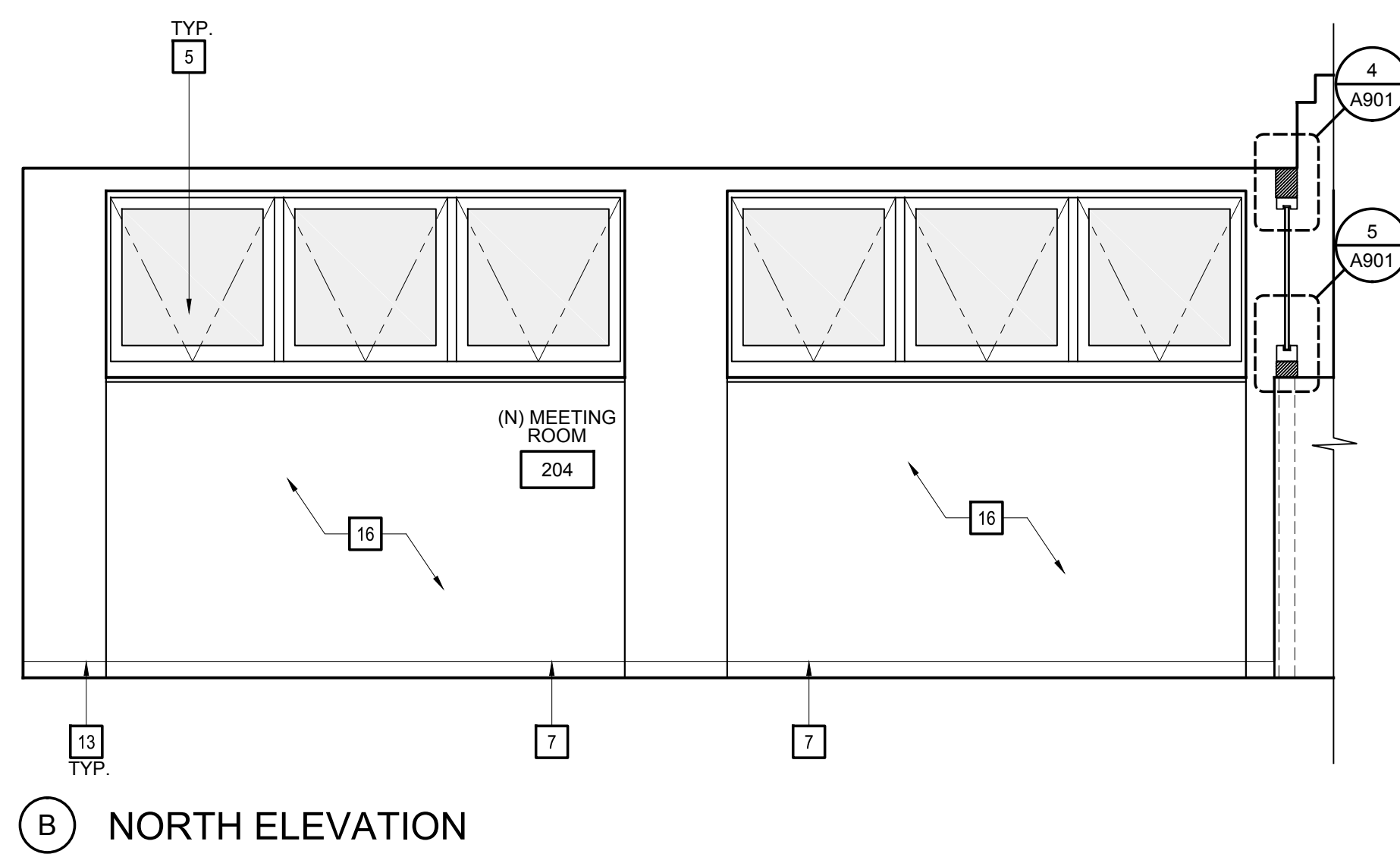
FILE NAME: 18173-A301



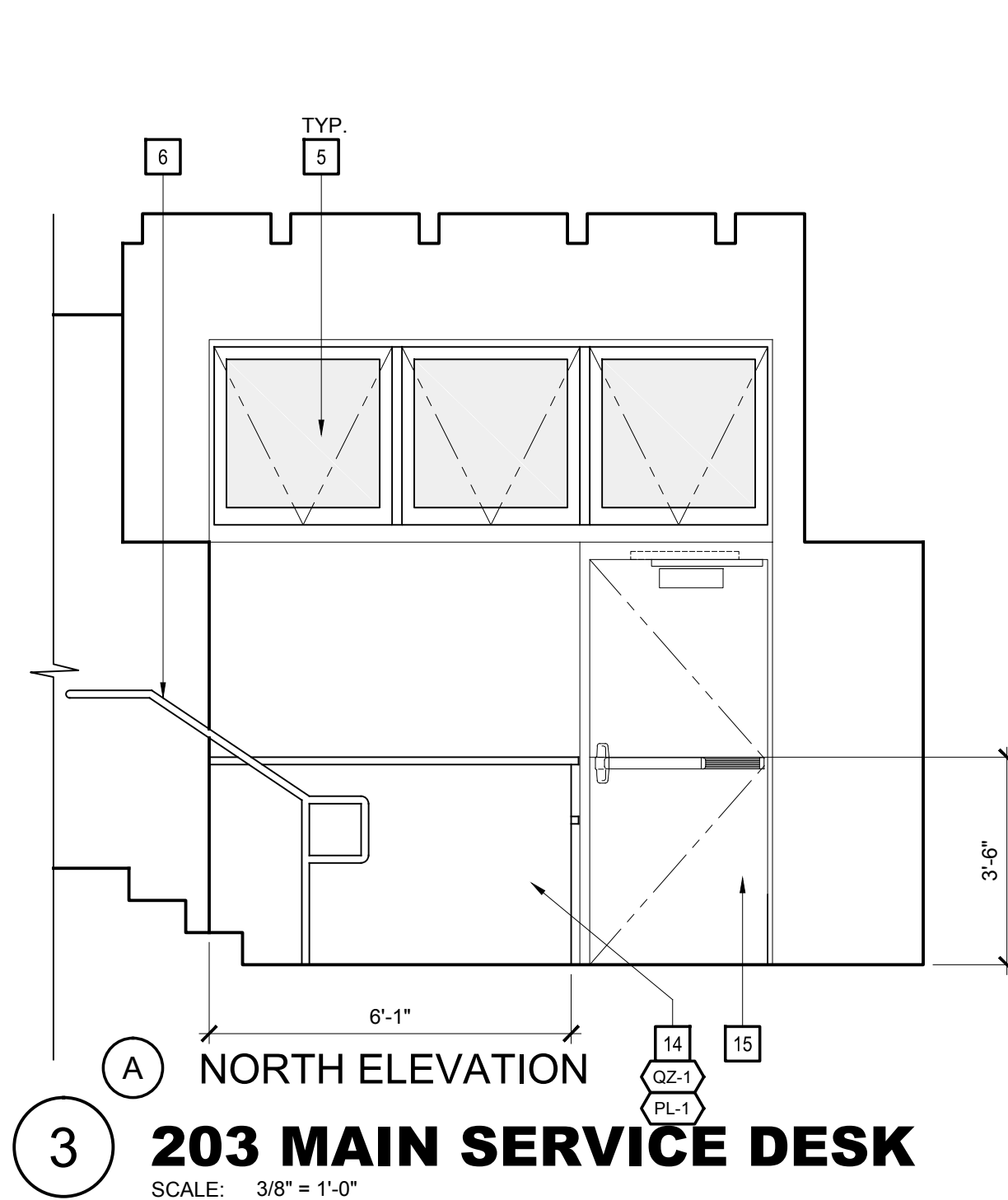
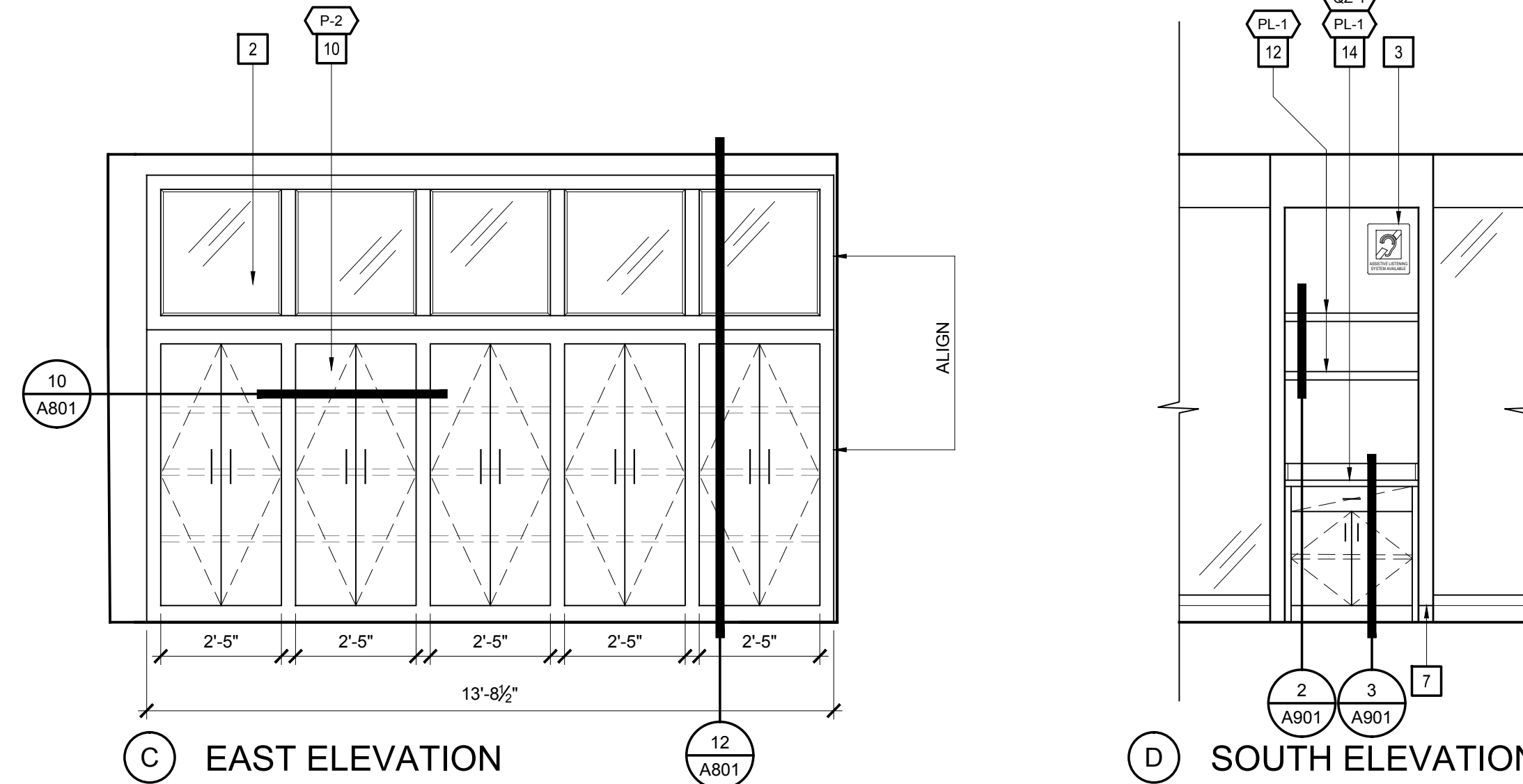
1 205 HALLWAY
SCALE: 3/8" = 1'-0"



2 204 MEETING ROOM
SCALE: 3/8" = 1'-0"



2 204 MEETING ROOM
SCALE: 3/8" = 1'-0"



3 203 MAIN SERVICE DESK
SCALE: 3/8" = 1'-0"

KEY NOTES

- THE KEY NOTES THAT FOLLOW APPLY TO THE DRAWING(S) ON THIS SHEET ONLY. REFER TO FOLLOWING SHEETS FOR NOTES THAT APPLY TO THOSE DRAWINGS.
- 1 NEW DOOR PER DOOR SCHEDULE A301.
 - 2 NEW WINDOW PER WINDOW SCHEDULE A301.
 - 3 NEW SIGNAGE PER SIGNAGE SCHEDULE A201.
 - 4 EXISTING BUILT-IN CASEWORK TO REMAIN.
 - 5 EXISTING EXTERIOR WINDOW TO REMAIN. NO CHANGES.
 - 6 NEW HANDRAIL PER 5 & 6 / A900.
 - 7 NEW WOOD TRIM TO MATCH EXISTING.
 - 8 EXISTING BOOKCASE (FURNITURE) TO REMAIN.
 - 9 EXISTING SHELVING W/ NEW DOORS.
 - 10 NEW FULL HEIGHT BUILT-IN CASEWORK WITH ADJUSTABLE SHELVES.
 - 11 FILL IN AND PATCH PORTION OF EXISTING BOOKCASE AS SHOWN. COORDINATE WITH FLOORPLAN A201. MATCH ADJACENT WALL SURFACE TEXTURE AND FINISH.
 - 12 NEW "FLOATING" FIXED SHELVES. SEE 2/A901.
 - 13 RE-PAINT EXISTING WOOD TRIM TO REMAIN.
 - 14 NEW BUILT-IN CASEWORK. SEE FINISH LEGEND.
 - 15 NEW EXTERIOR DOOR TO MATCH EXISTING LIBRARY FRONT DOOR. SEE DOOR SCHEDULE A301.
 - 16 NEW GYP BOARD AT ALCOVE WHERE EXISTING BUILT IN BOOKSHELVES WERE REMOVED. MATCH ADJACENT WALL SURFACE TEXTURE AND FINISH.
 - 17 NEW FRAMED PARTITION WALL. SEE FLOORPLAN A201.
 - 18 SEE FLOORPLAN A201 KEYNOTE 13 (CONTRACTOR TO PROVIDE BLOCKING FOR O.F.O.I. ARTWORK)
 - 19 FIRE EXTINGUISHER AND CABINET PER DETAIL 12/A901.



HARRISON MEMORIAL LIBRARY REMODEL

APN# 010-139-007

HARRISON MEMORIAL LIBRARY REMODEL
OCEAN & LINCOLN AVENUES
CARMEL-by-the-SEA, CA 93921

JOB NO.: 18173
PRINT DATE:
PLOT DATE: 9.9.2019
DRAWN BY:
CHECKED BY: PS
SET ISSUED:
PERMIT SUB. SET 08/13/19
PERMIT SUB. SET-R3 09/05/19

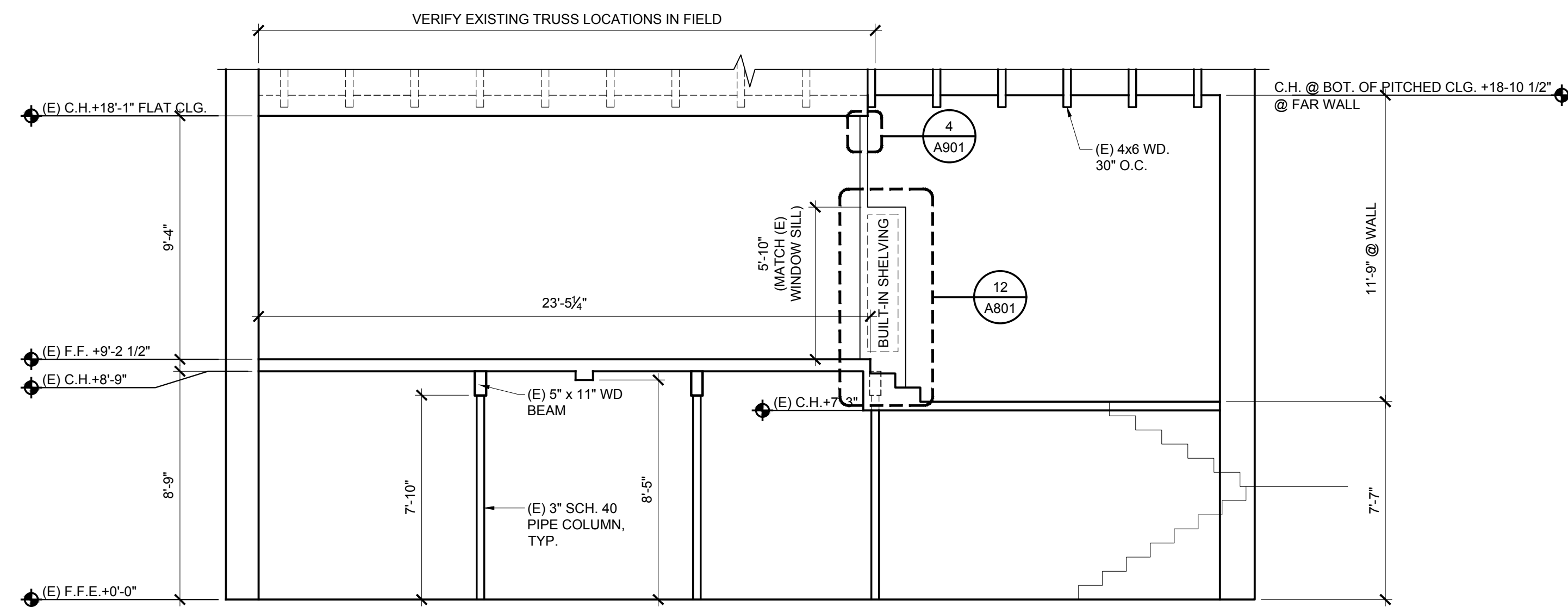
SHEET NAME:

INTERIOR
ELEVATIONS

SHEET NO.:

A501

FILE NAME: 18173-A501



1 BUILDING SECTION (FOR REFERENCE)
SCALE: 1/4" = 1'-0"

HARRISON MEMORIAL LIBRARY REMODEL

HARRISON MEMORIAL LIBRARY REMODEL
OCEAN & LINCOLN AVENUES
CARMEL-by-the-SEA, CA 93921

APN# 010-139-007

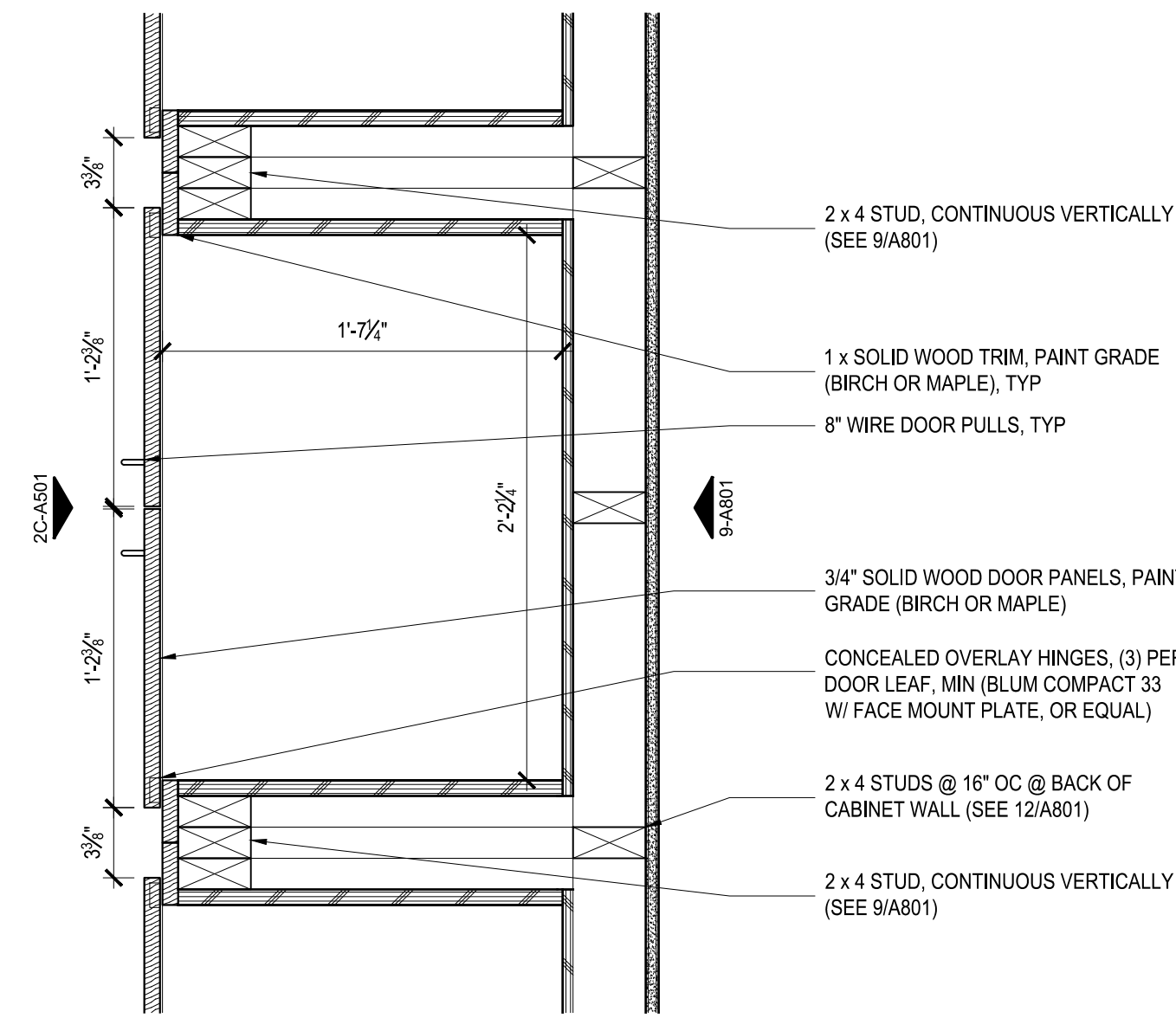
JOB NO.:	18173
PRINT DATE:	
PLOT DATE:	9.9.2019
DRAWN BY:	
CHECKED BY:	PS
SET ISSUED:	
PERMIT SUB. SET	08/13/19
PERMIT SUB. SET-R3	09/05/19

SHEET NAME:

BUILDING SECTION

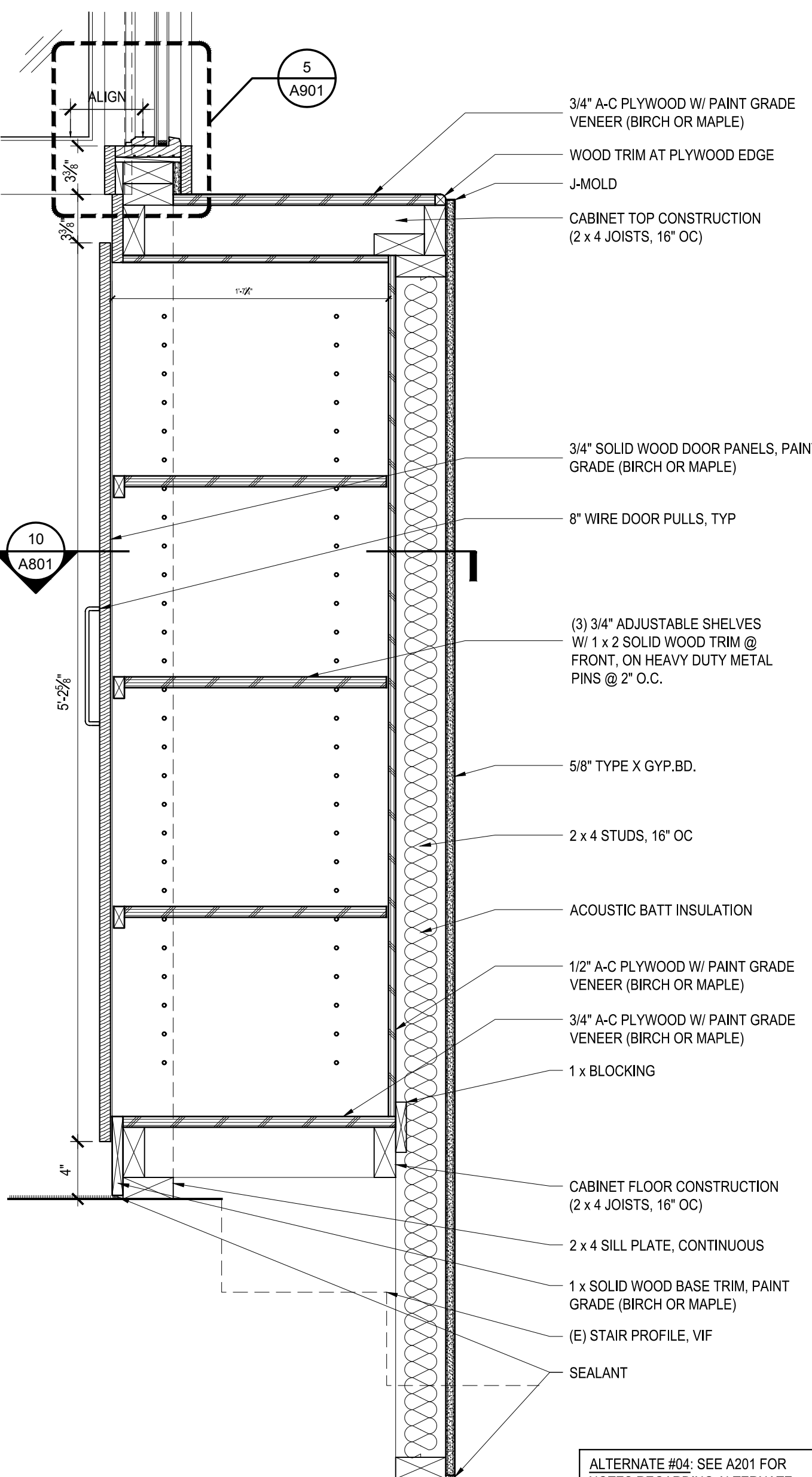
SHEET NO.:

A701



10 STORAGE CABINETS HORIZONTAL SECTION

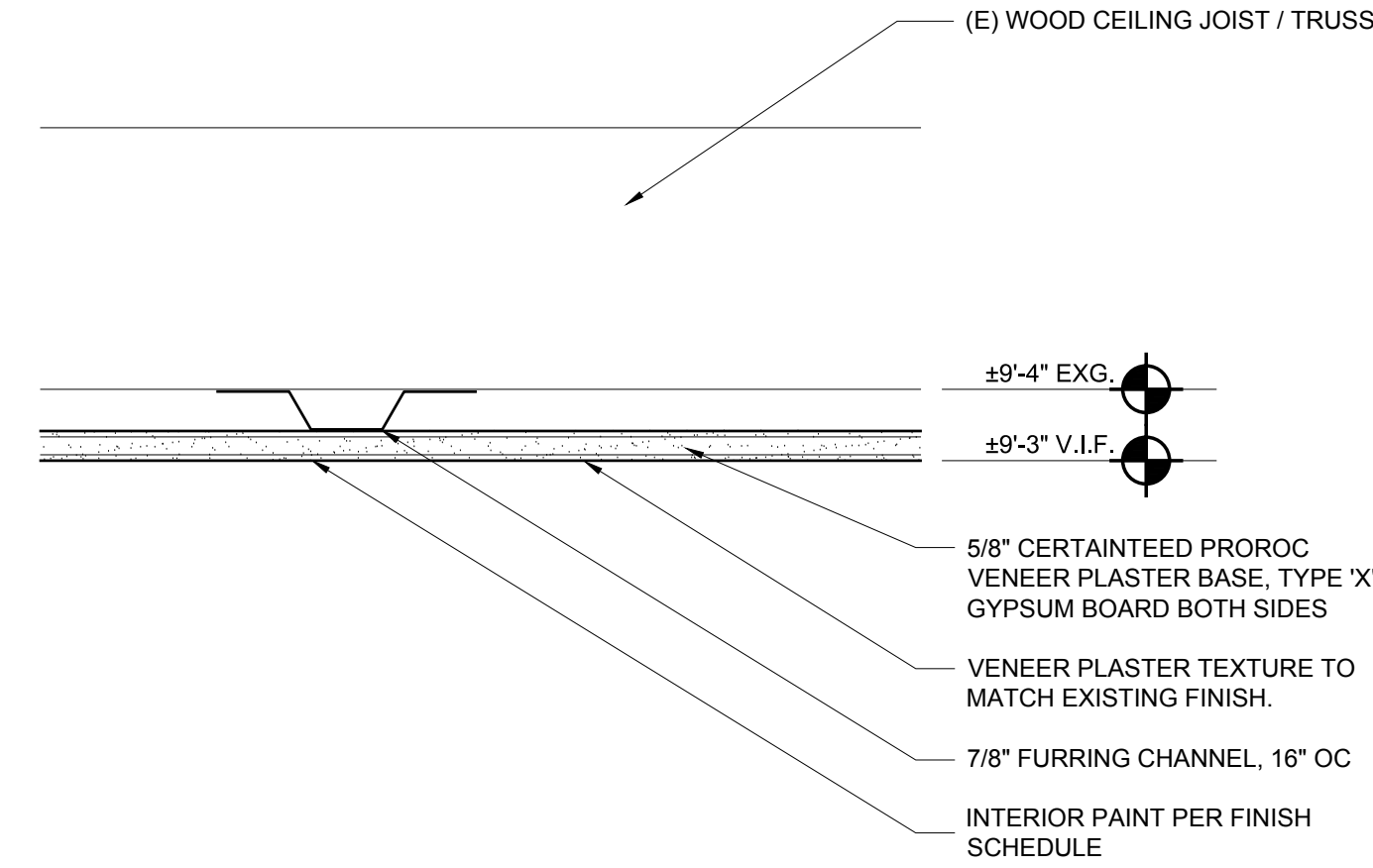
SCALE: 1 1/2" = 1'-0"



12 STORAGE CABINETS VERTICAL SECTION

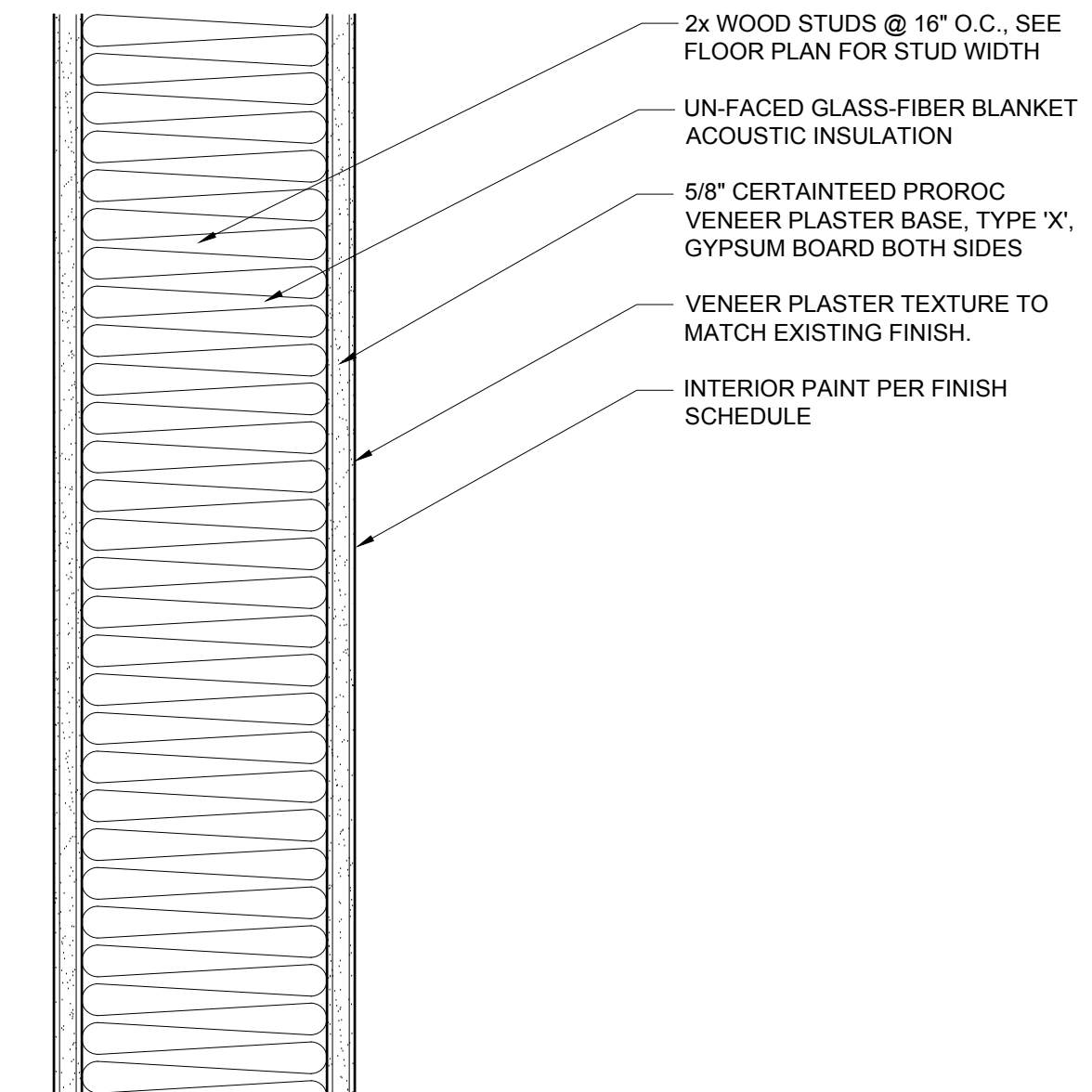
SCALE: 1 1/2" = 1'-0"

ALTERNATE #04: SEE A201 FOR NOTES REGARDING ALTERNATE #04. BASE BID WOULD INCLUDE BUILDING WALL SIMILAR TO AS SHOWN, HOWEVER NO RECESSED CABINETS OR CASEWORK DOORS.



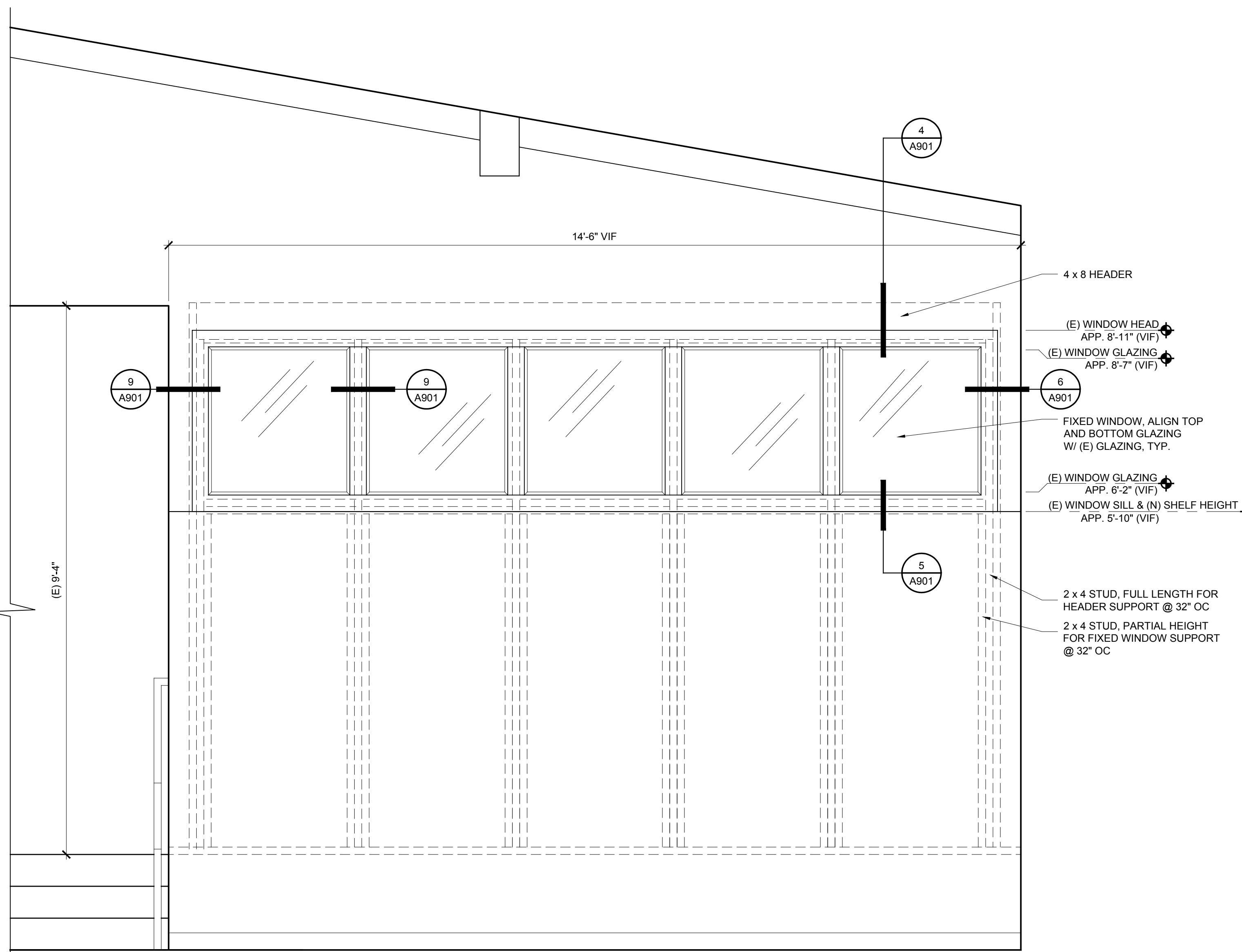
4 GYPSUM BOARD CEILING ASSEMBLY

SCALE: 3" = 1'-0"



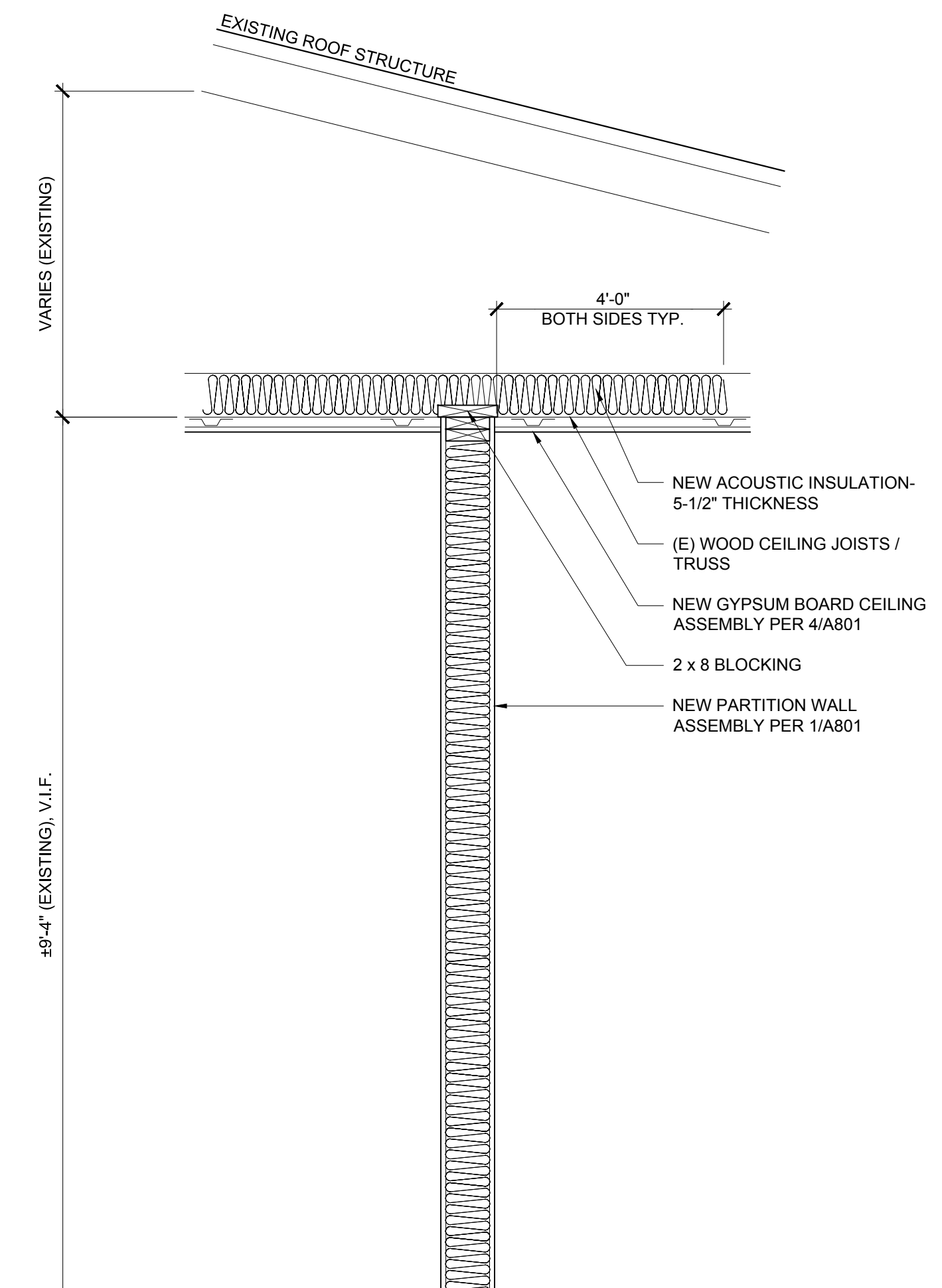
1 INTERIOR NON-BEARING PARTITION WALL

SCALE: 3" = 1'-0"



9 NEW INTERIOR PARTITION WALL ELEVATION

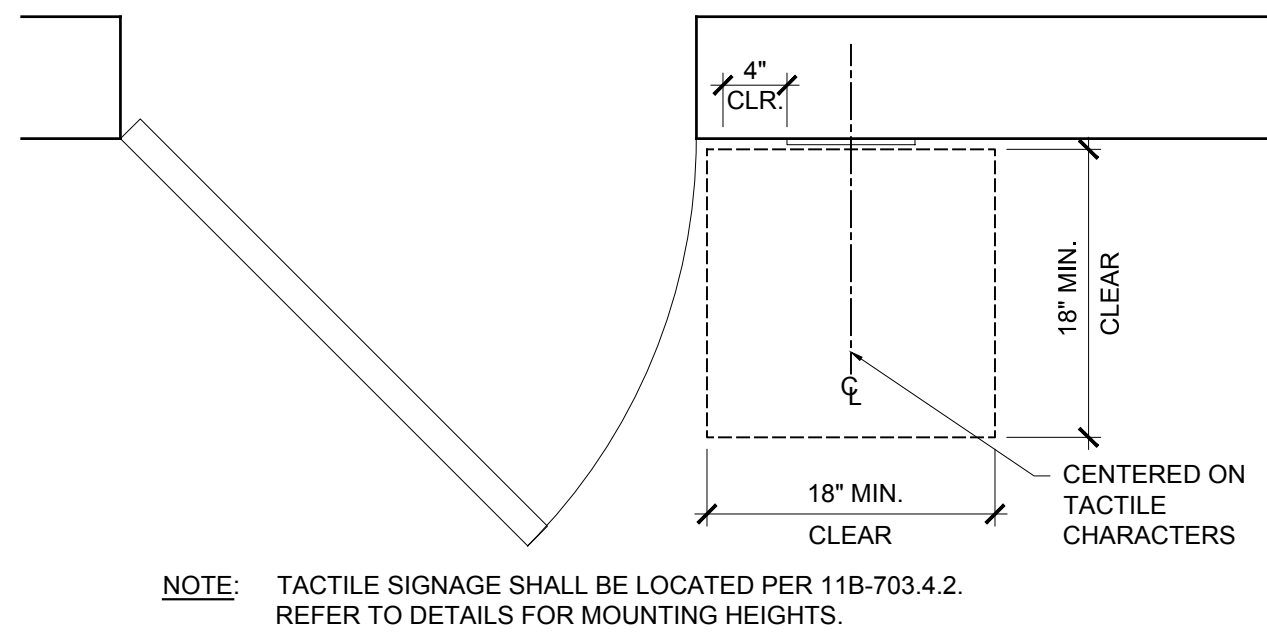
SCALE: 3/4" = 1'-0"



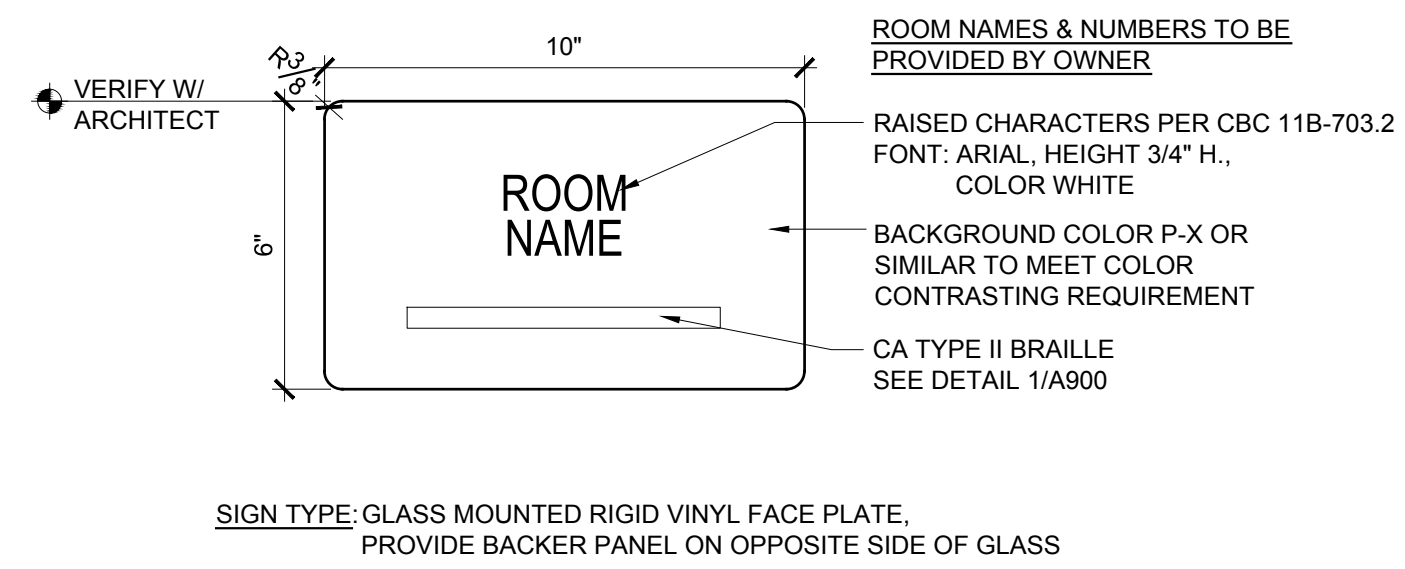
2 NEW INTERIOR PARTITION WALL SECTION

SCALE: 3/4" = 1'-0"

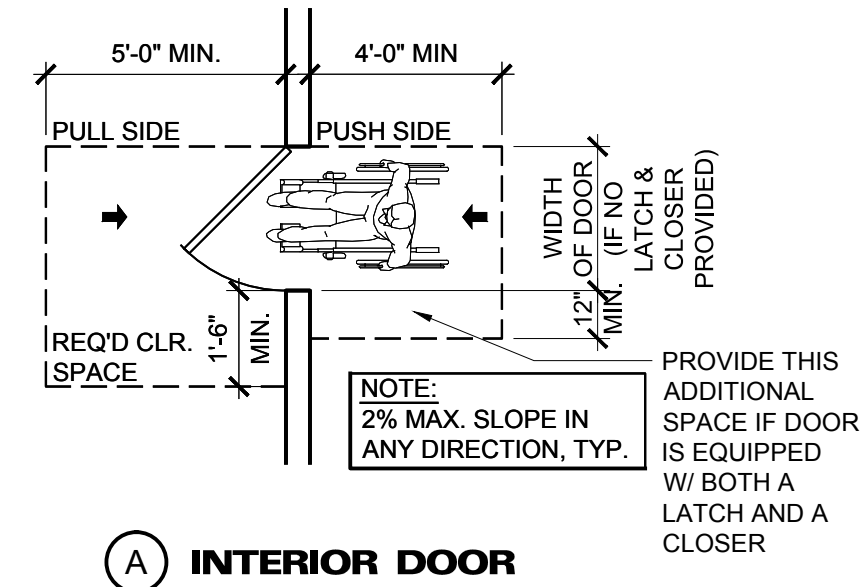




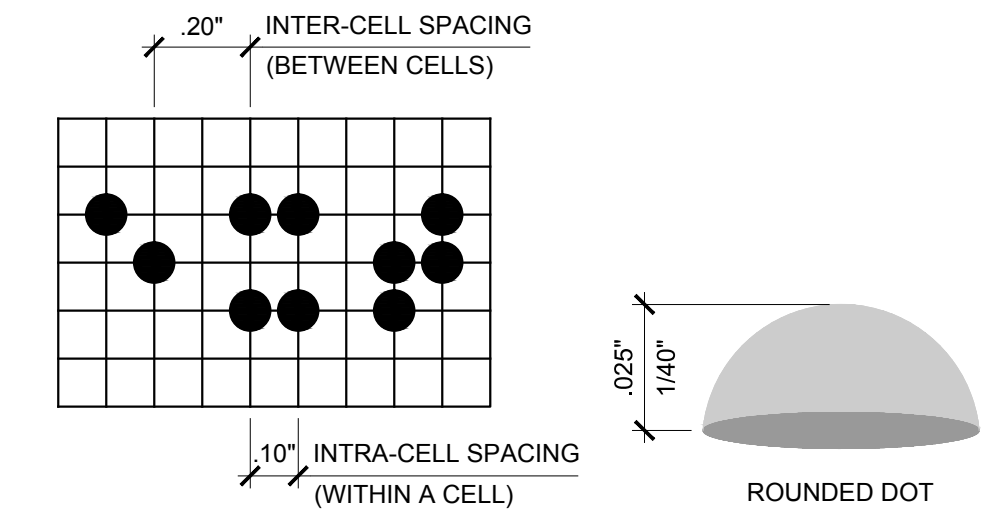
10 INTERIOR SIGN MOUNTING LOCATION
SCALE: 1"=1'-0"



7 INTERIOR ROOM SIGN (RS)
SCALE: 3"=1'-0"



4 DOOR CLEARANCES
SCALE: 1/4"=1'-0"



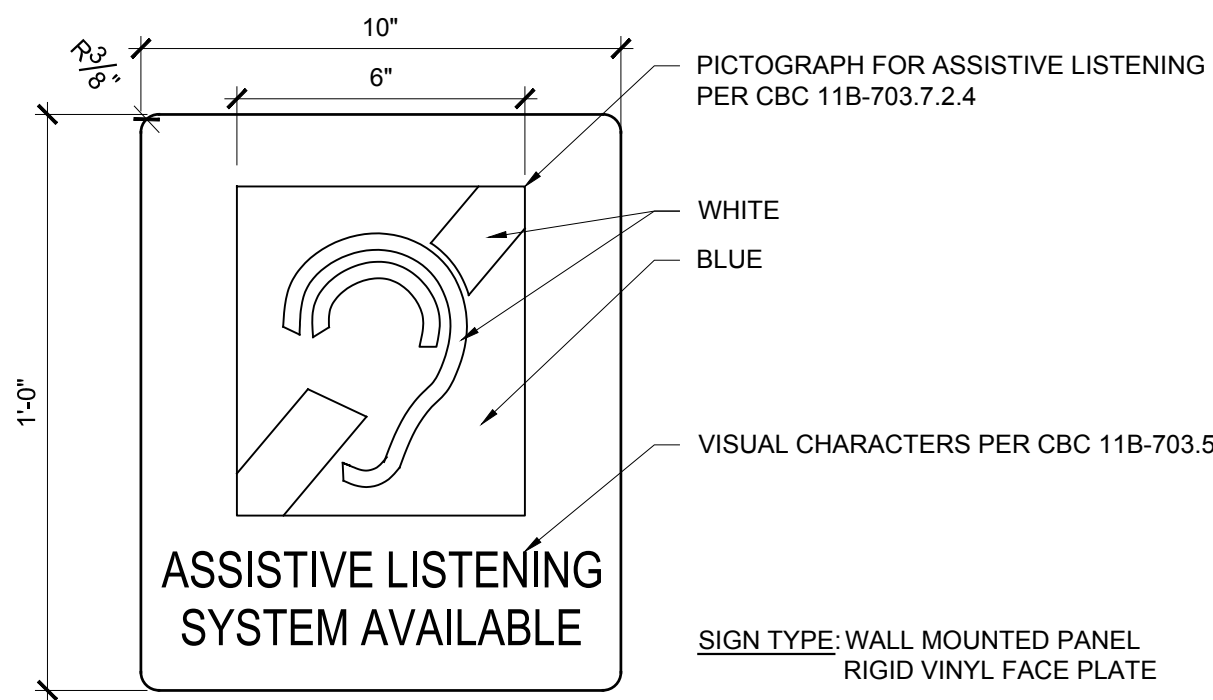
A VERT. OR HORIZ. BRAILLE CELL SPACING B BRAILLE DOT

PER 2013 CBC, BRAILLE SHALL CONFORM TO THE FOLLOWING:

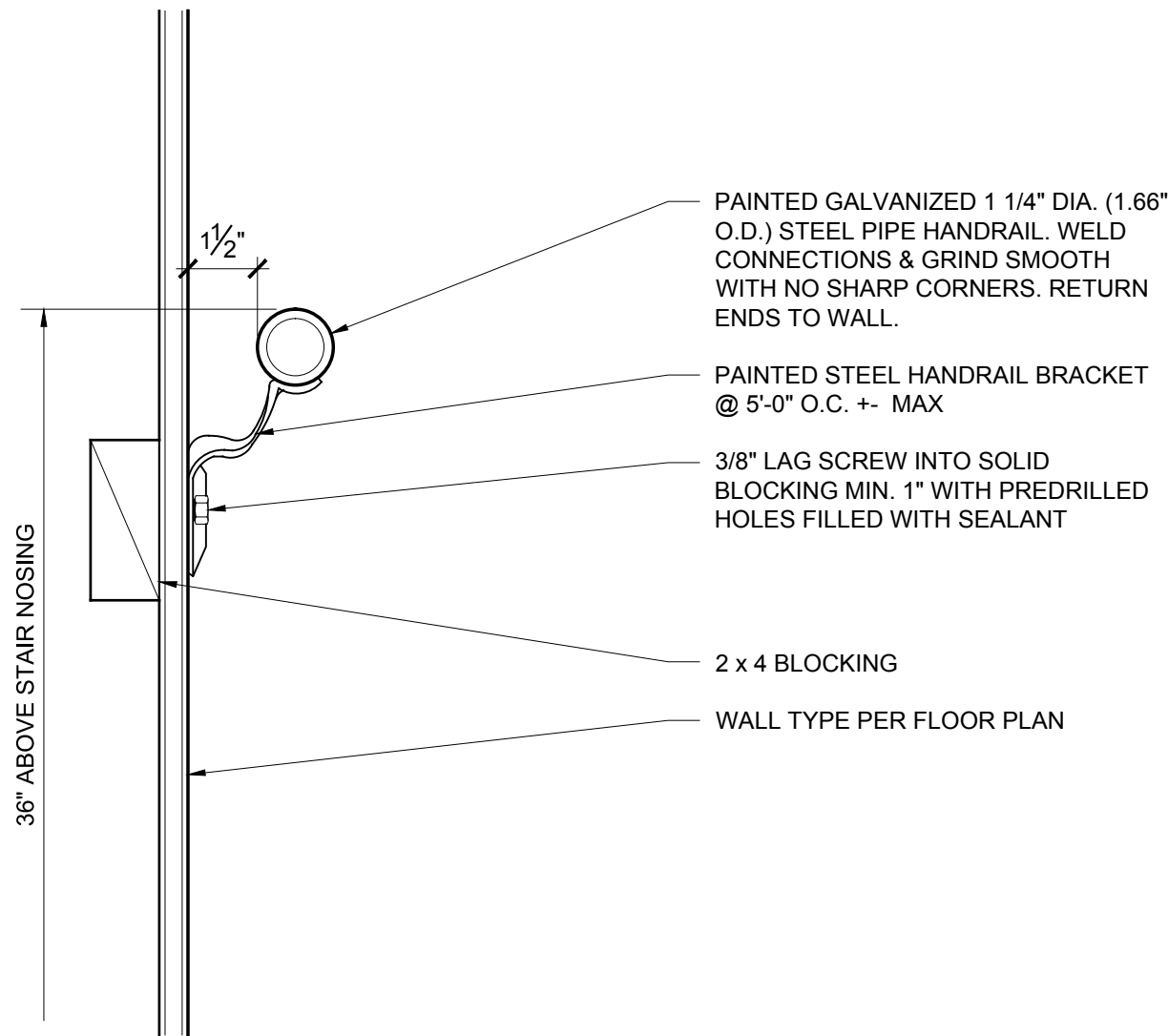
1. BRAILLE CHARACTERS: CONTRACTED GRADE 2 BRAILLE.
2. CALIFORNIA SPACING: DOTS ARE 1/10" O.C. IN EA. CELL WITH 2/10" SPACE BETWEEN CELLS MEASURED FROM THE SECOND COLUMN OF DOTS IN THE FIRST CELL TO THE FIRST COLUMN OF DOTS IN THE SECOND CELL.
3. CHARACTER THICKNESS & SHAPE: DOTS SHALL BE RAISED 1/40" MIN. ABOVE BACKGROUND AND SHALL BE DOMED.

C BRAILLE CHARACTER NOTES

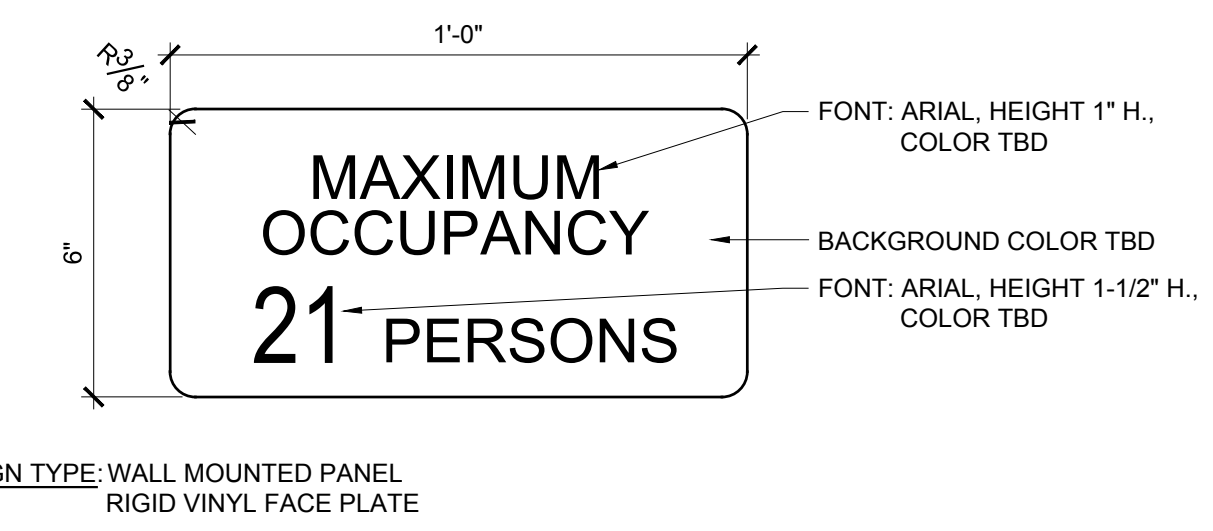
1 CONTRACTED GRADE 2 BRAILLE
SCALE: N.T.S.



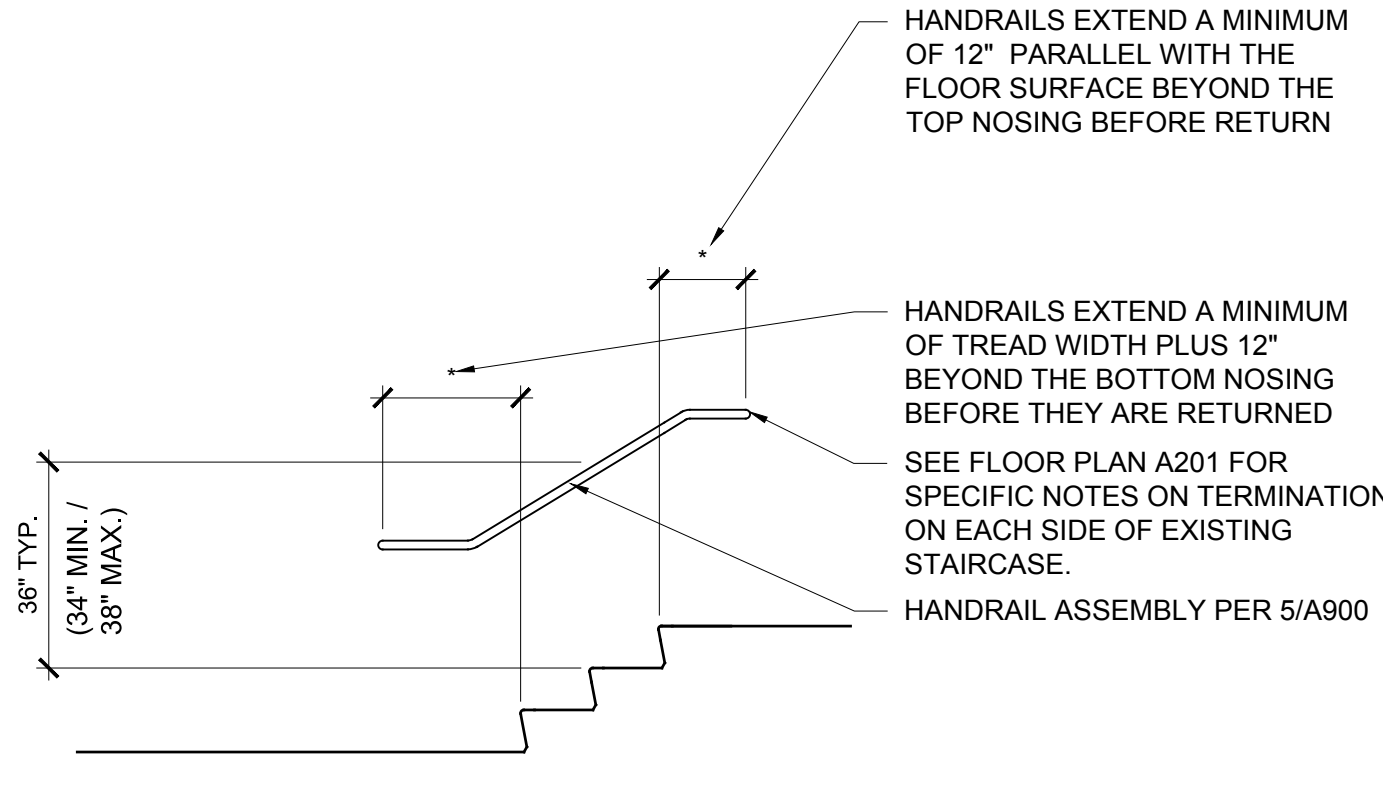
8 ASSISTIVE LISTENING SIGN (AL)
SCALE: 3"=1'-0"



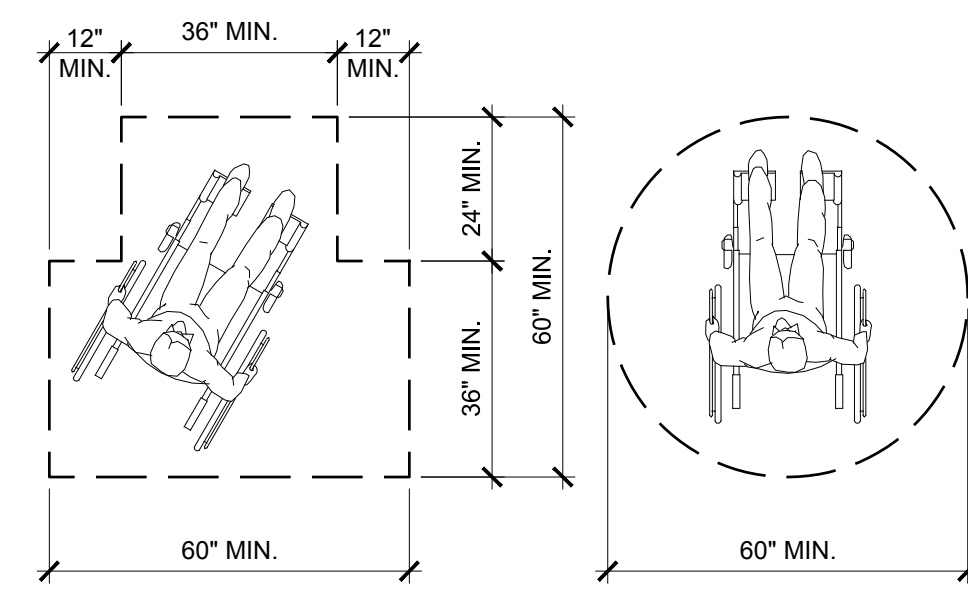
5 STAIR HANDRAIL AT WALL
SCALE: 3"=1'-0"



9 MAXIMUM OCCUPANCY SIGN (MO)
SCALE: 3"=1'-0"



6 ACCESSIBLE HANDRAILS
SCALE: NO SCALE



3 WHEEL CHAIR TURNING SPACE
SCALE: 3/8"=1'-0"

THE USE OF THE PLANS AND SPECIFICATIONS IS RESTRICTED TO THE ORIGINAL SITE FOR WHICH THEY WERE PREPARED AND PUBLICATION THEREOF IS EXPRESSLY LIMITED TO SUCH USE. REUSE, REPRODUCTION OR PUBLICATION BY ANY METHOD IN WHOLE OR IN PART IS PROHIBITED. TITLE TO THE PLANS AND SPECIFICATIONS REMAINS WITH THE ARCHITECT, AND VISUAL CONTACT WITH THEM CONSTITUTES PRIMA FACIE EVIDENCE OF THE ACCEPTANCE OF THESE RESTRICTIONS.



HARRISON MEMORIAL LIBRARY REMODEL

APN# 010-139-007

HARRISON MEMORIAL LIBRARY REMODEL
OCEAN & LINCOLN AVENUES
CARMEL-by-the-SEA, CA 93921

JOB NO.: 18173
PRINT DATE:
PLOT DATE: 9.9.2019
DRAWN BY:
CHECKED BY: PS
SET ISSUED:
PERMIT SUB. SET 08/13/19
PERMIT SUB. SET-R3 09/05/19

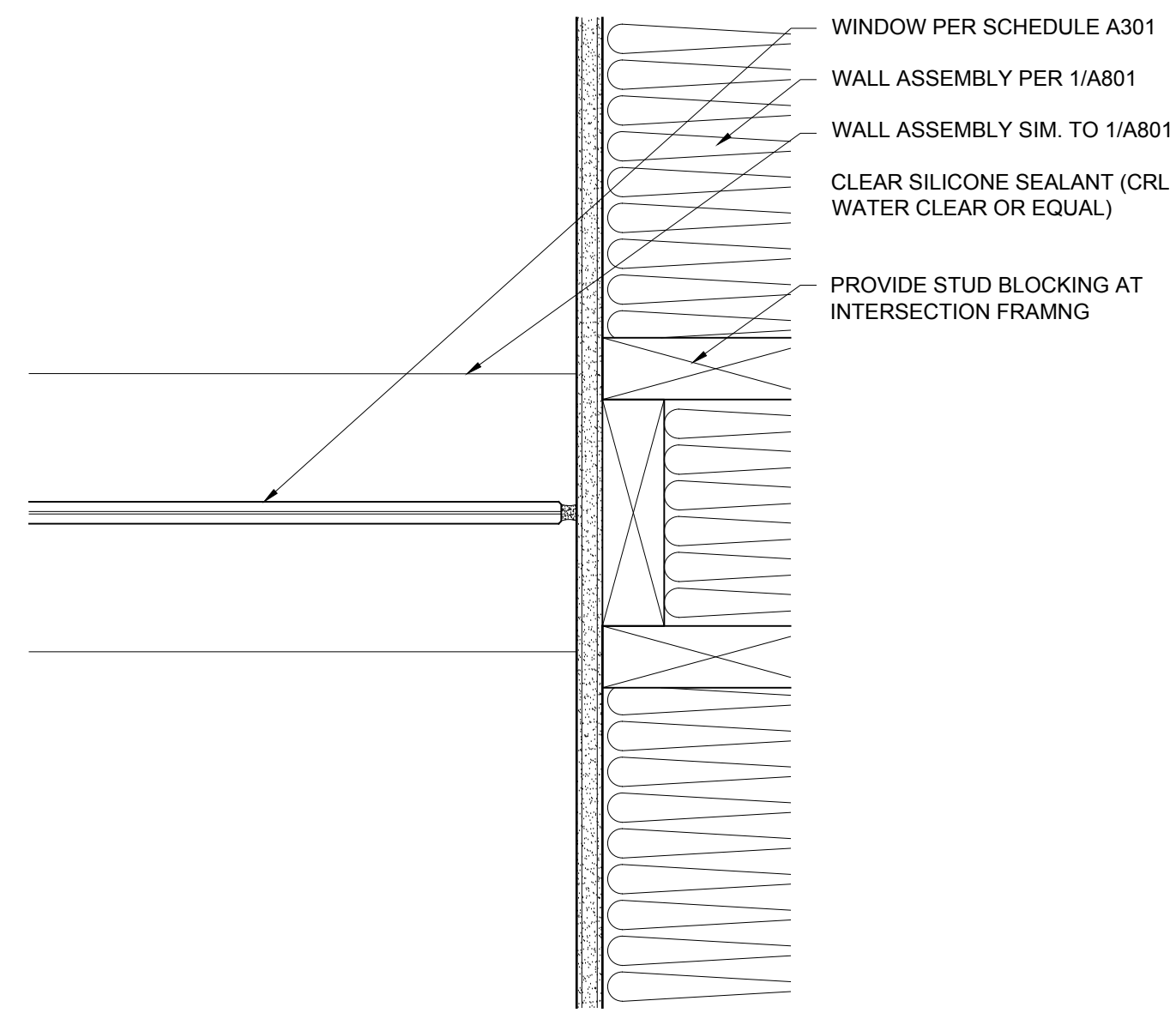
SHEET NAME:

ACCESSIBILITY DETAILS

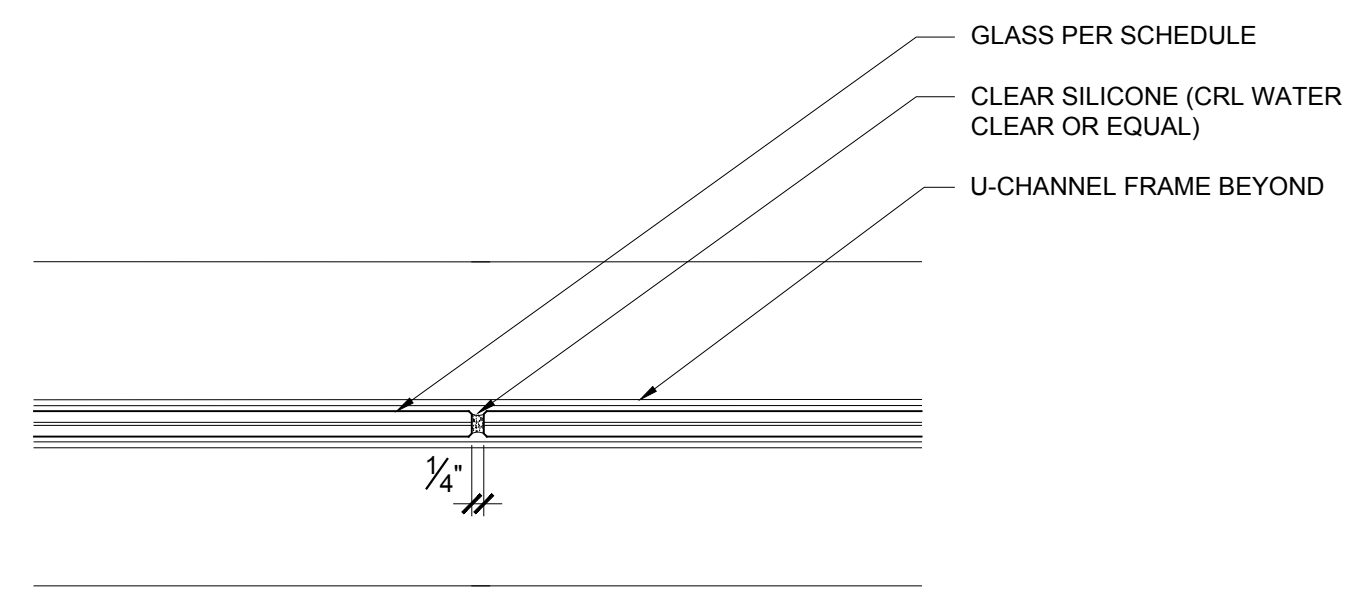
SHEET NO.:

A900

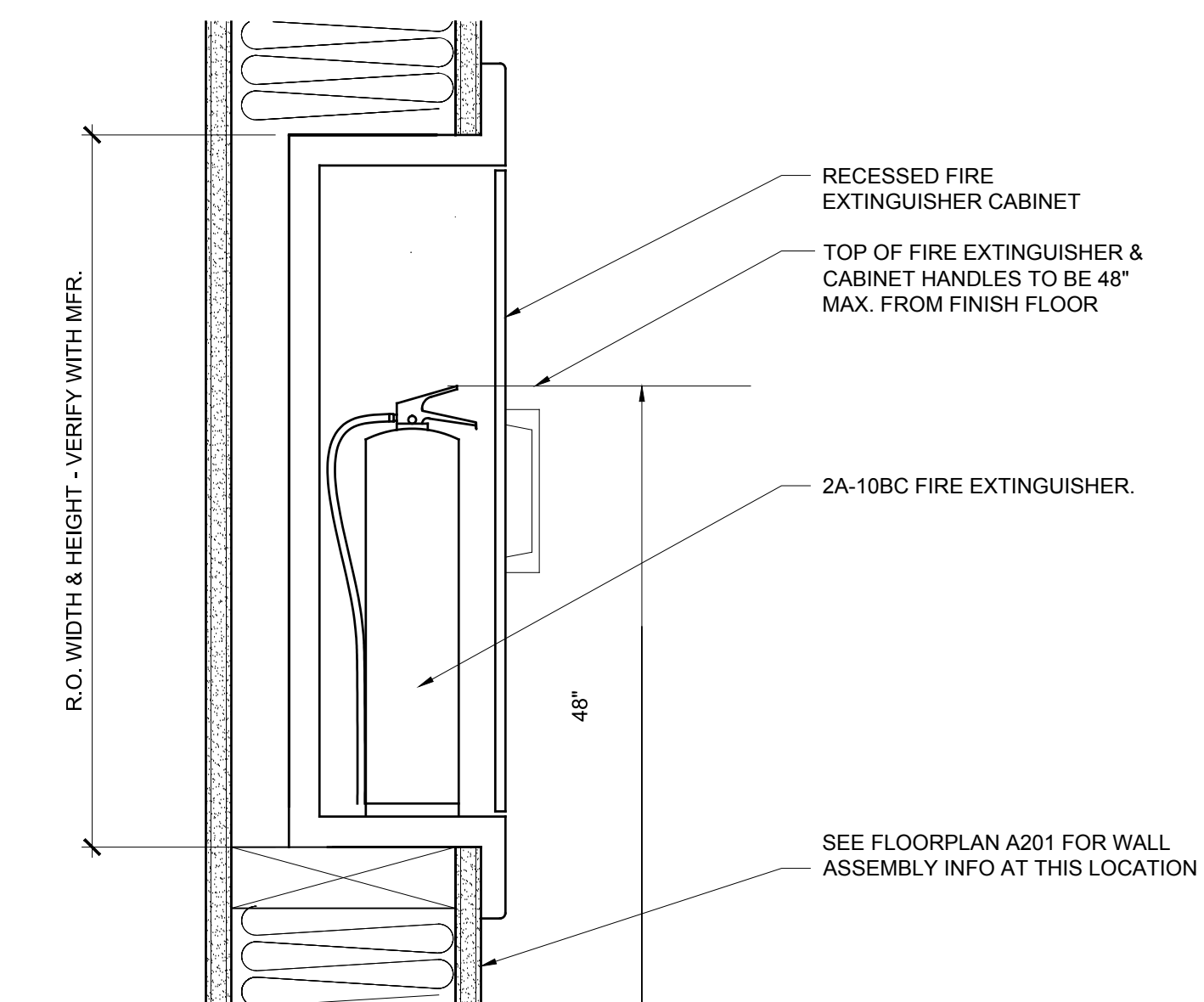
FILE NAME: 18173-A900



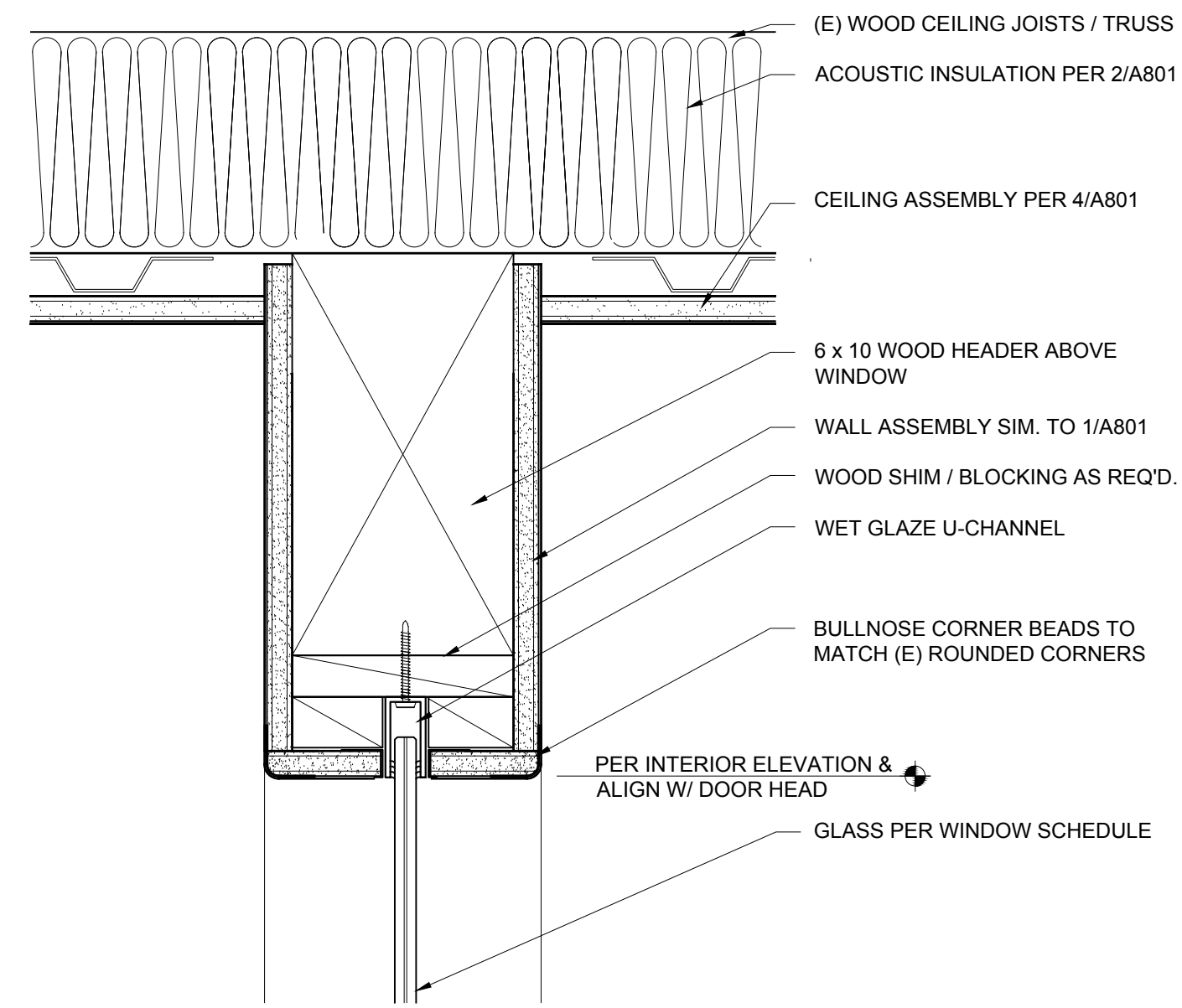
10 FRAMELESS GLASS WINDOW JAMB
SCALE: 3" = 1'-0"



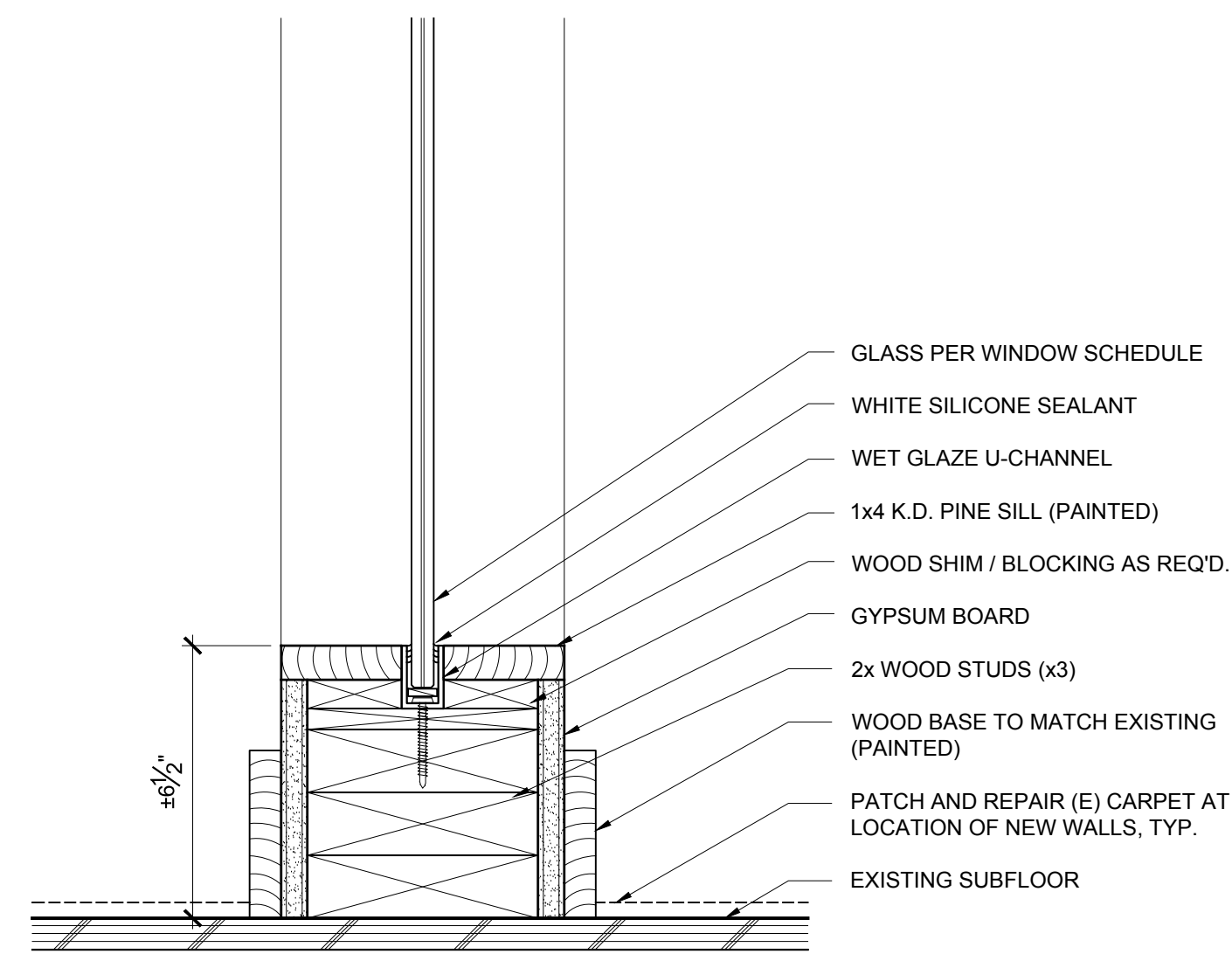
11 FRAMELESS GLASS BUTT JOINT
SCALE: 3" = 1'-0"



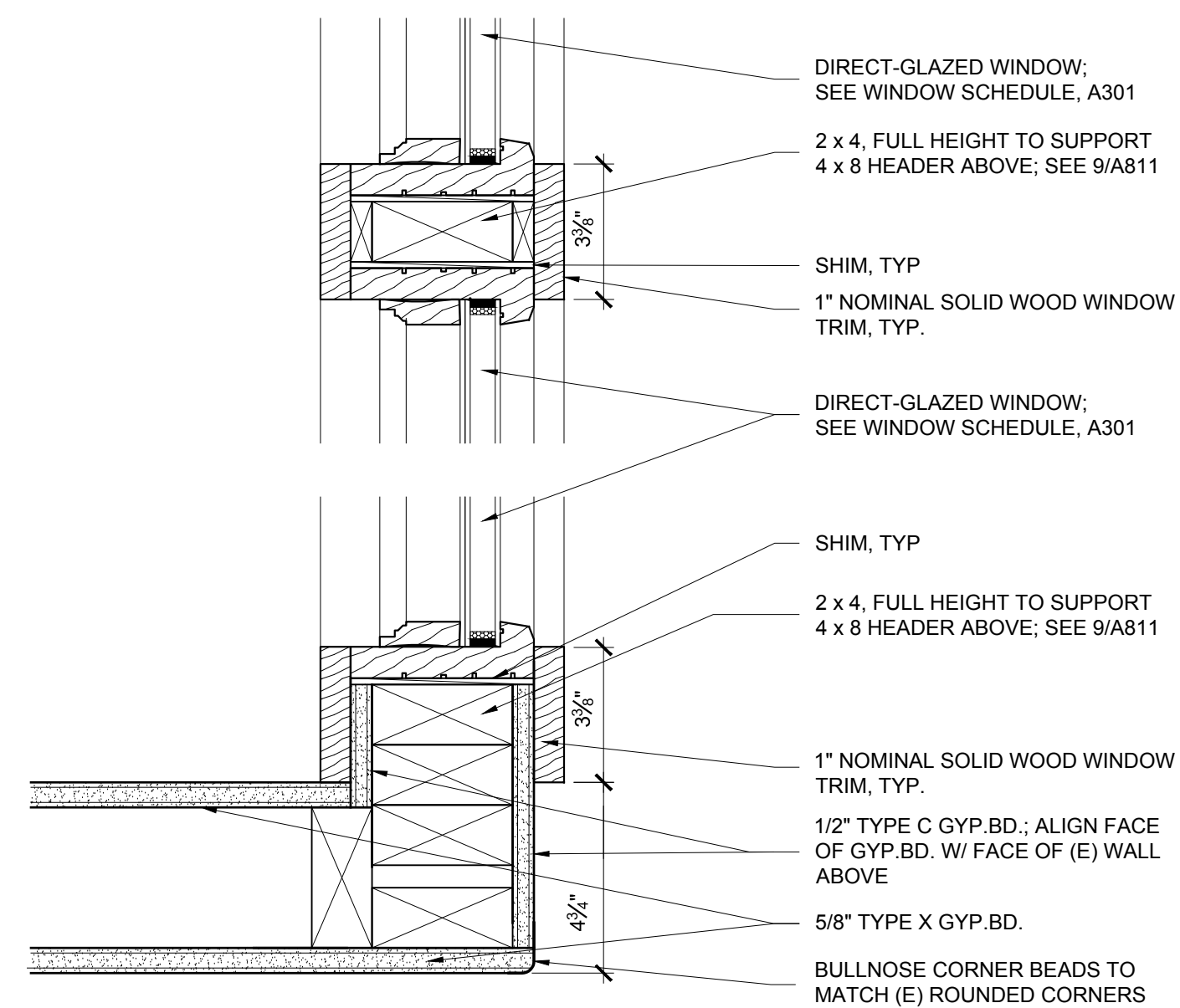
12 FIRE EXTINGUISHER CABINET
SCALE: 3" = 1'-0"



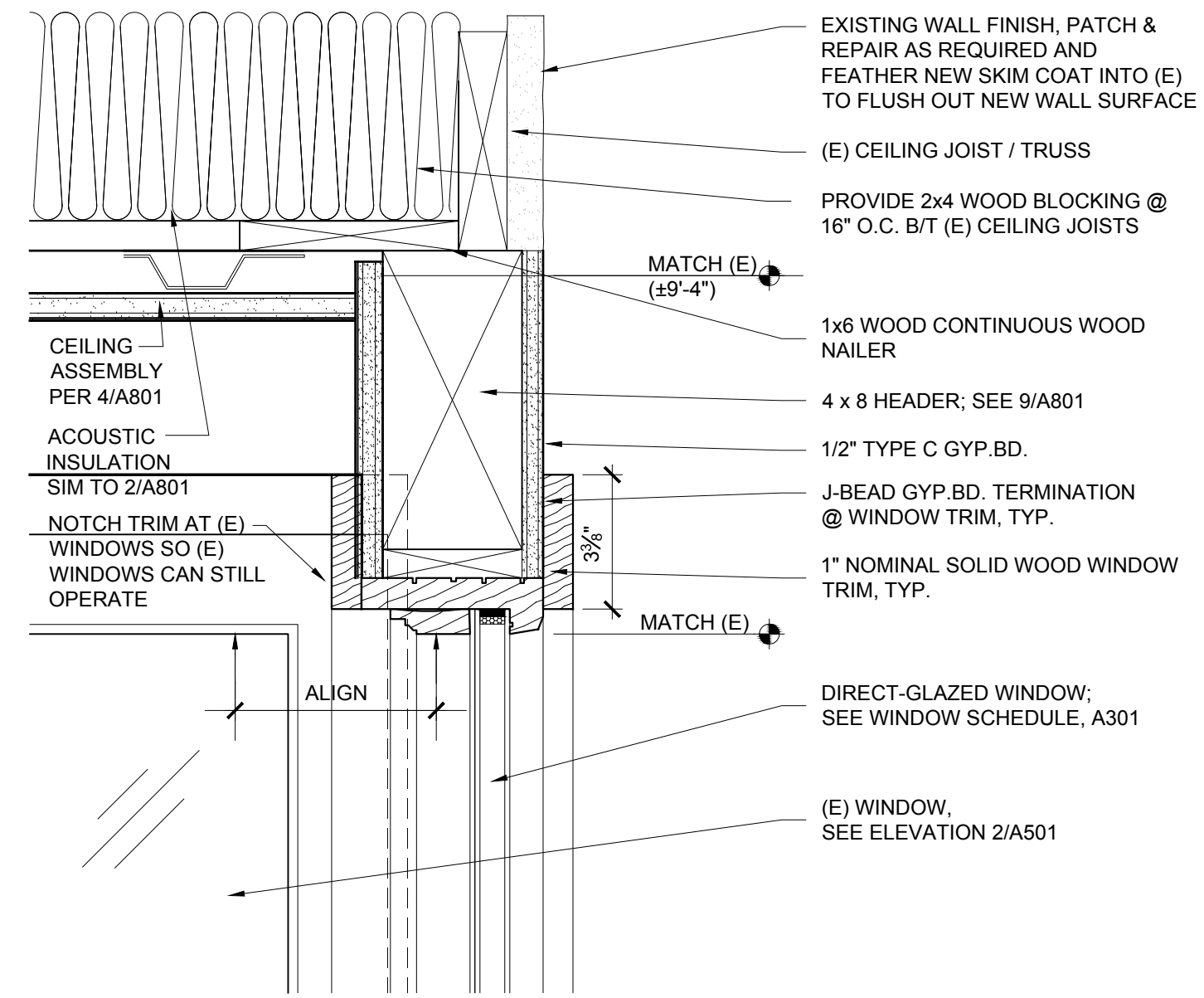
7 FRAMELESS GLASS WINDOW HEAD
SCALE: 3" = 1'-0"



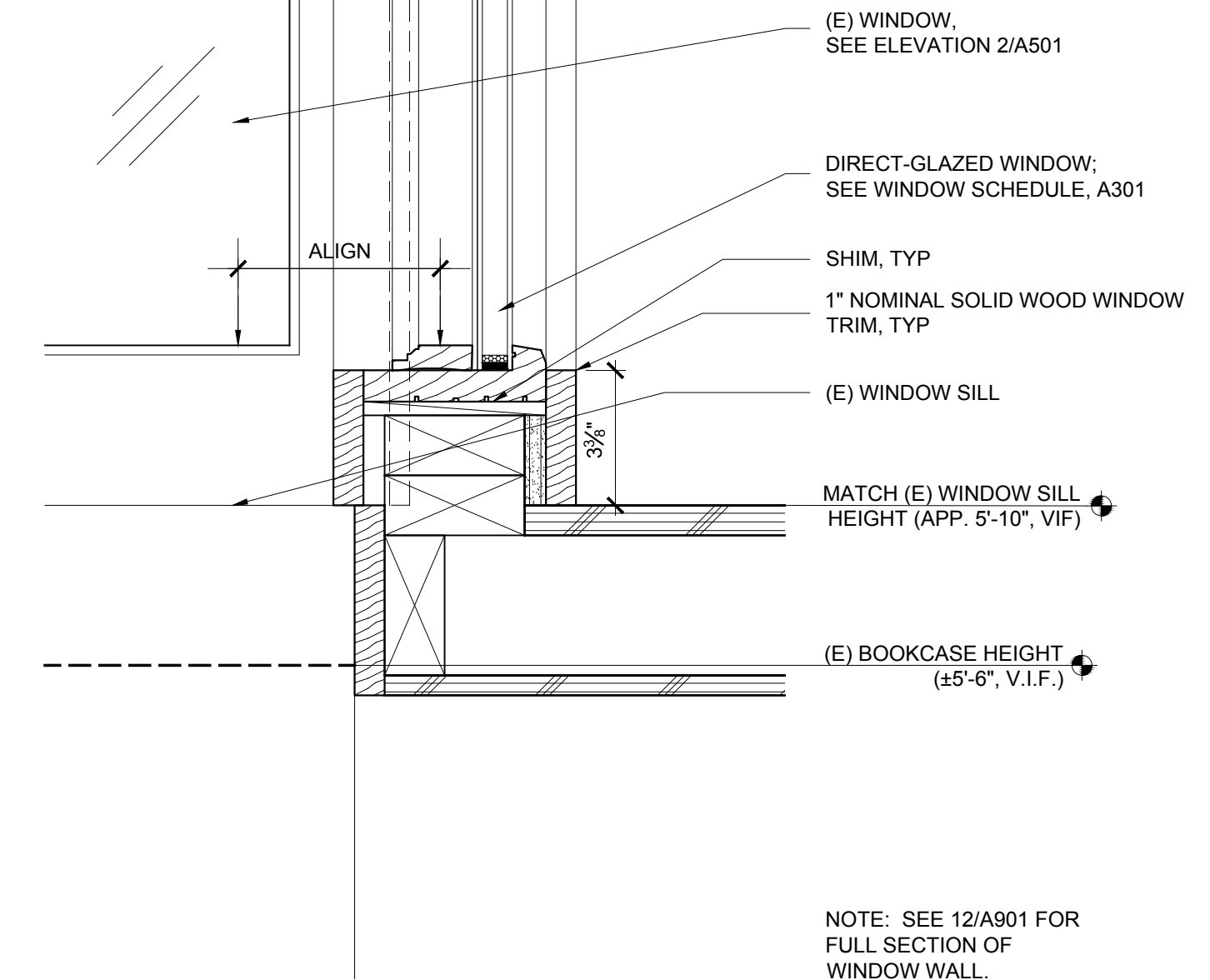
8 FRAMELESS GLASS WINDOW SILL
SCALE: 3" = 1'-0"



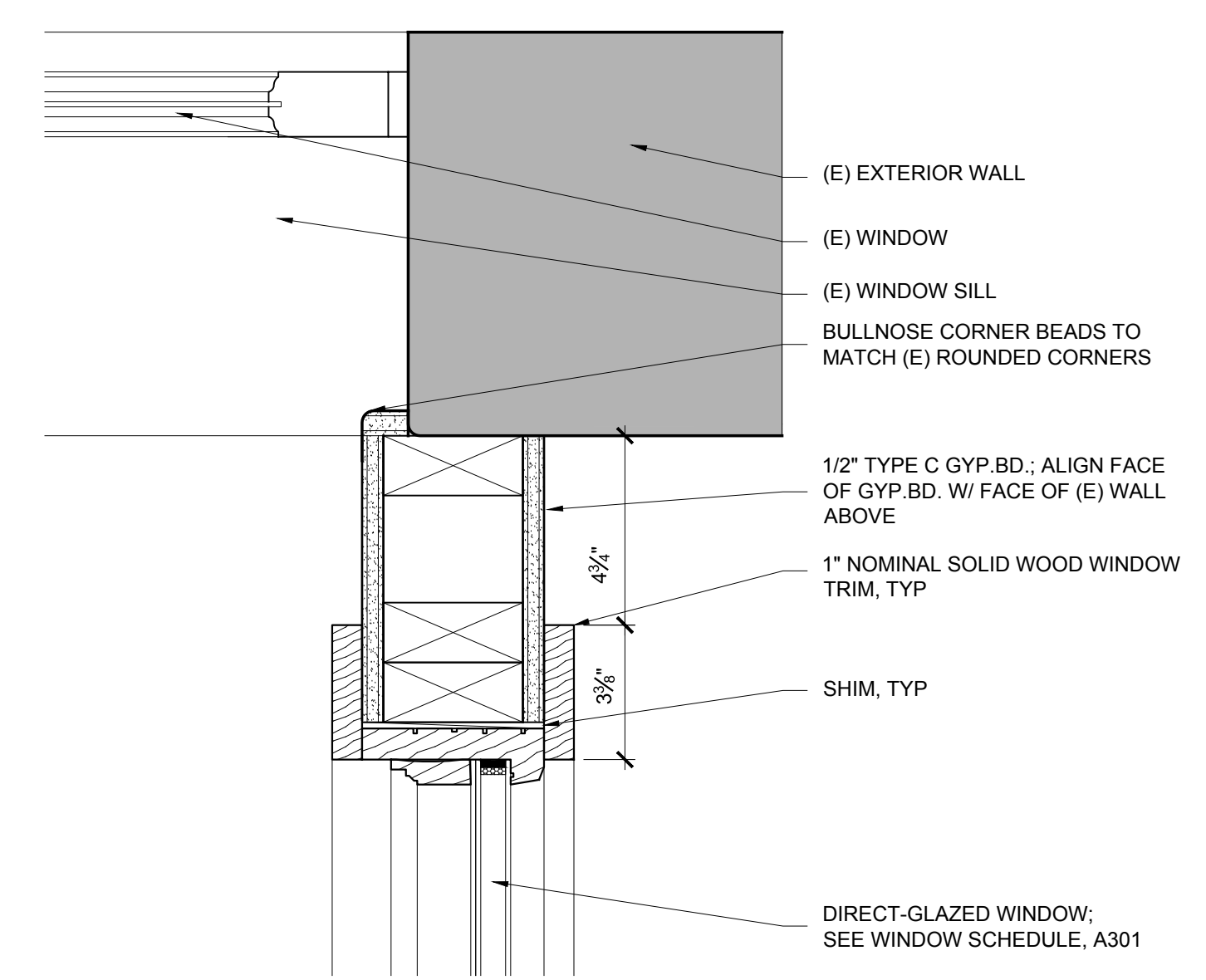
9 FIXED WOOD WINDOW JAMBS @ WALLS
SCALE: 3" = 1'-0"



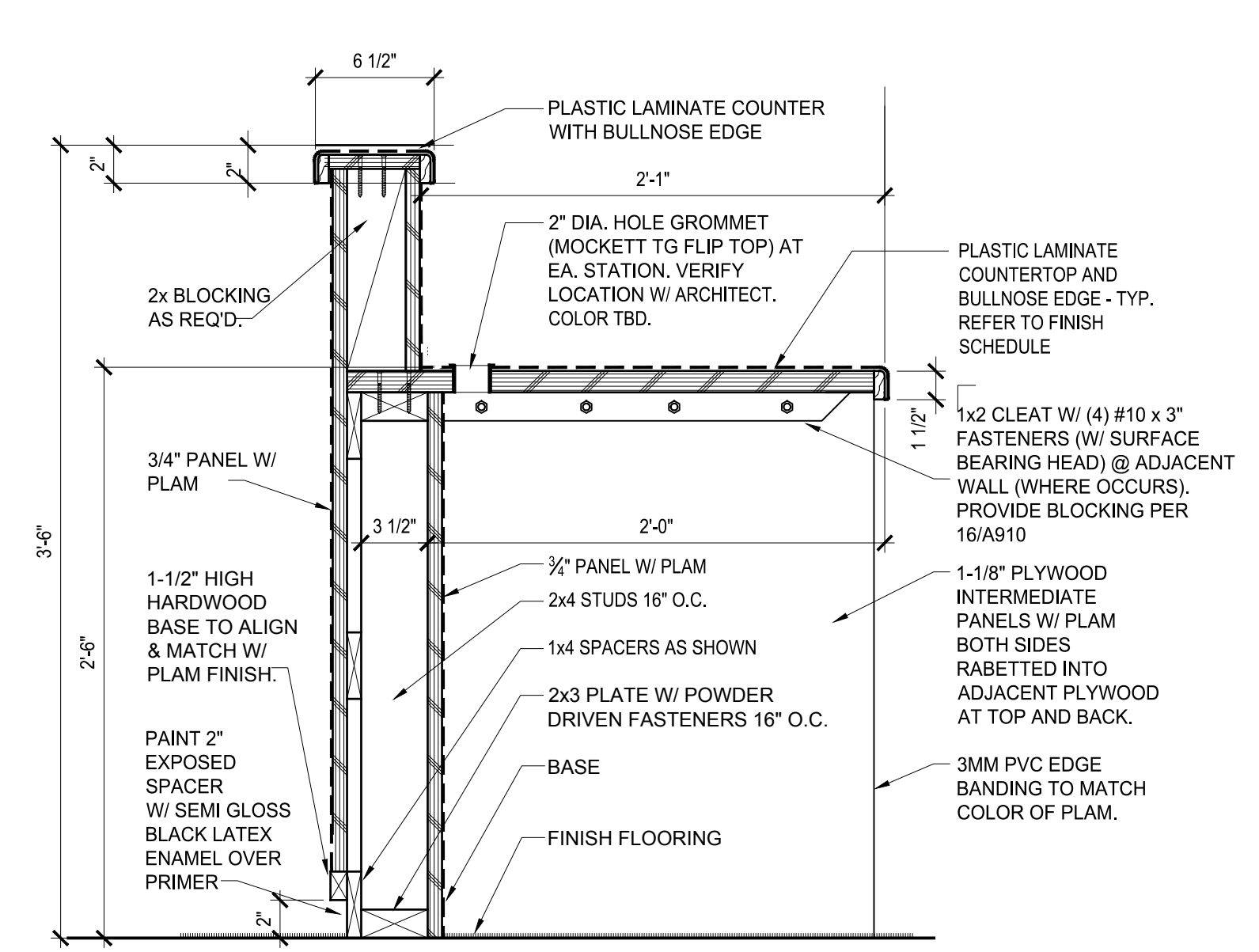
4 FIXED WOOD WINDOW HEAD
SCALE: 3" = 1'-0"



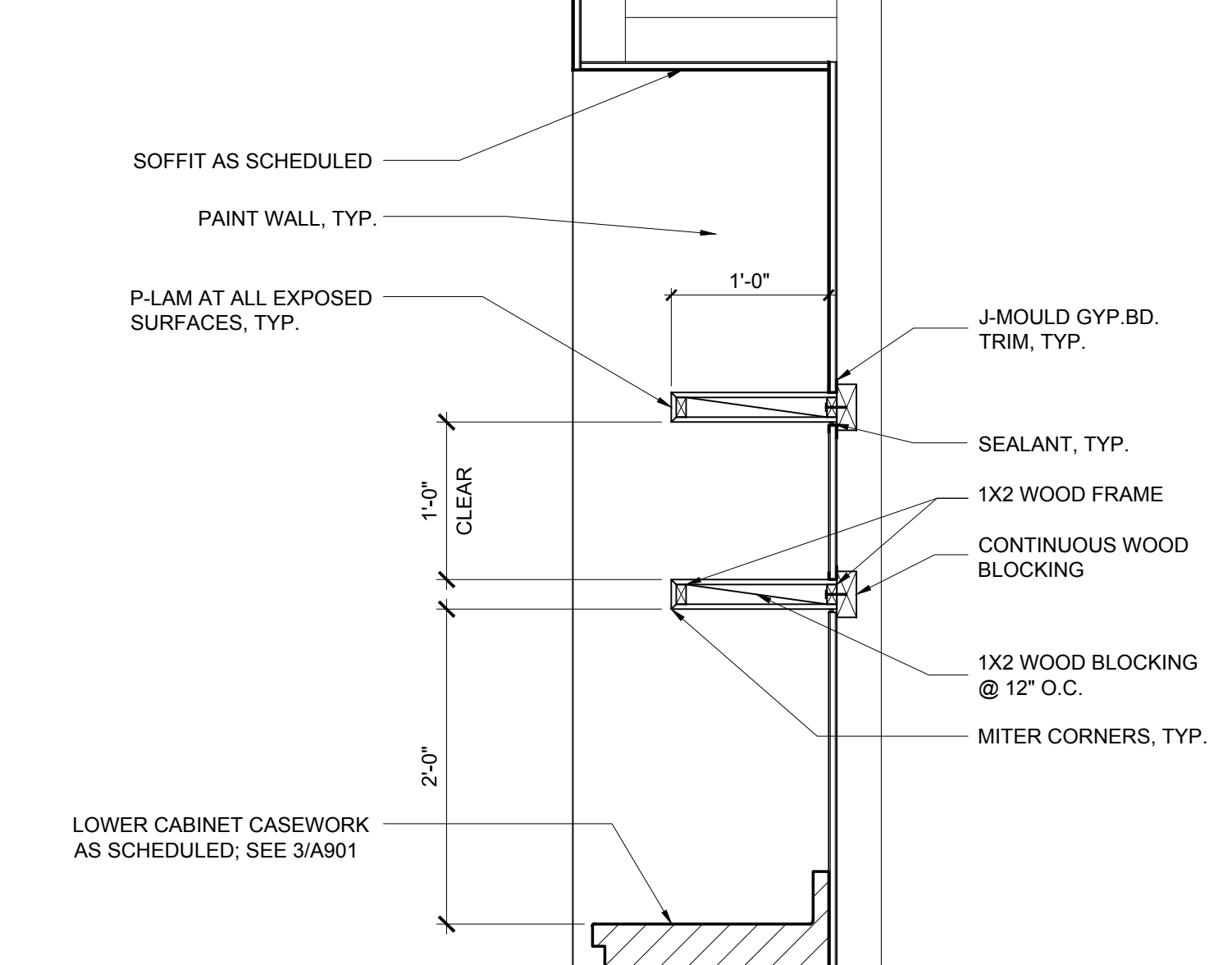
5 FIXED WOOD WINDOW SILL
SCALE: 3" = 1'-0"



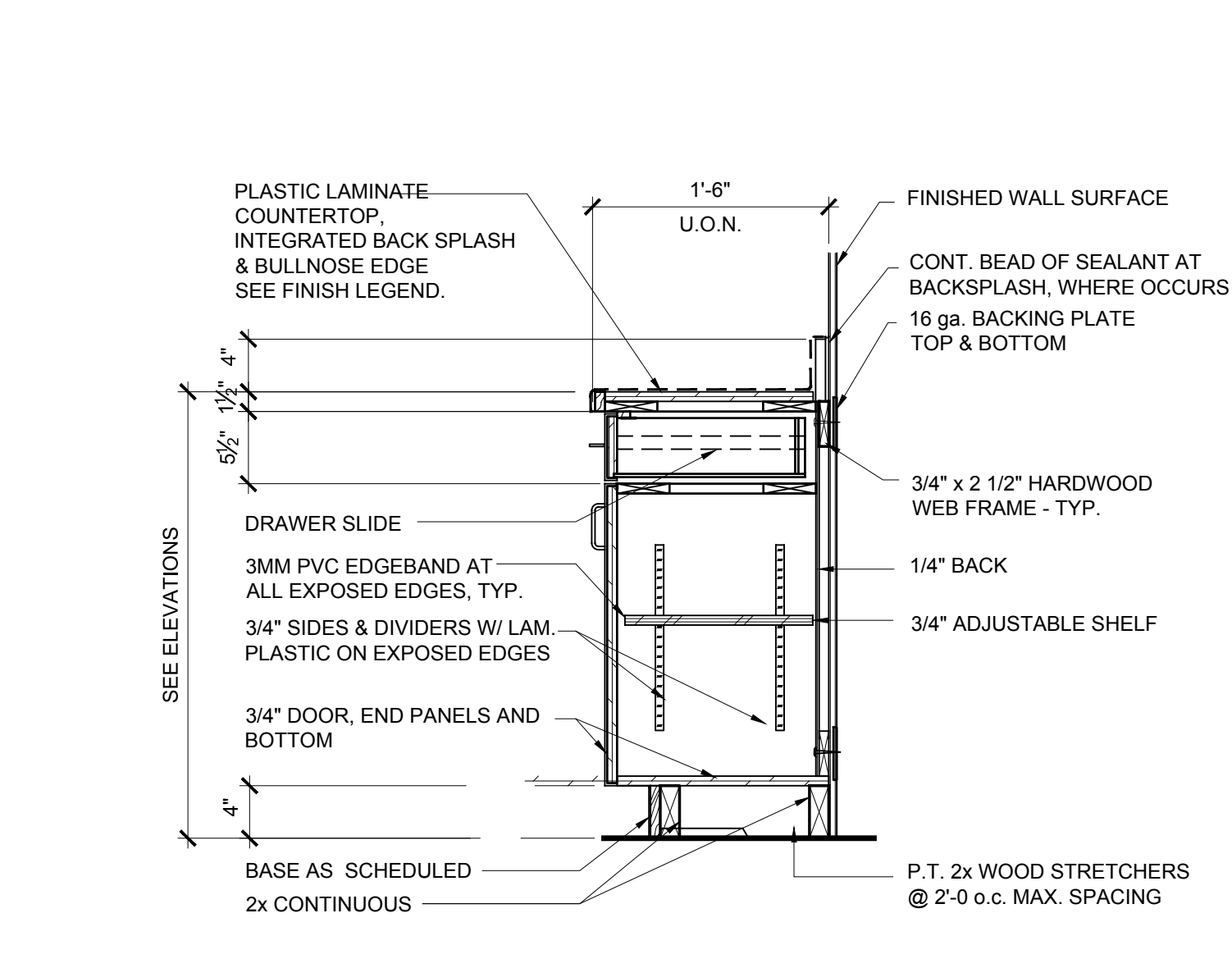
6 FIXED WOOD WINDOW JAMBS @ WALLS
SCALE: 3" = 1'-0"



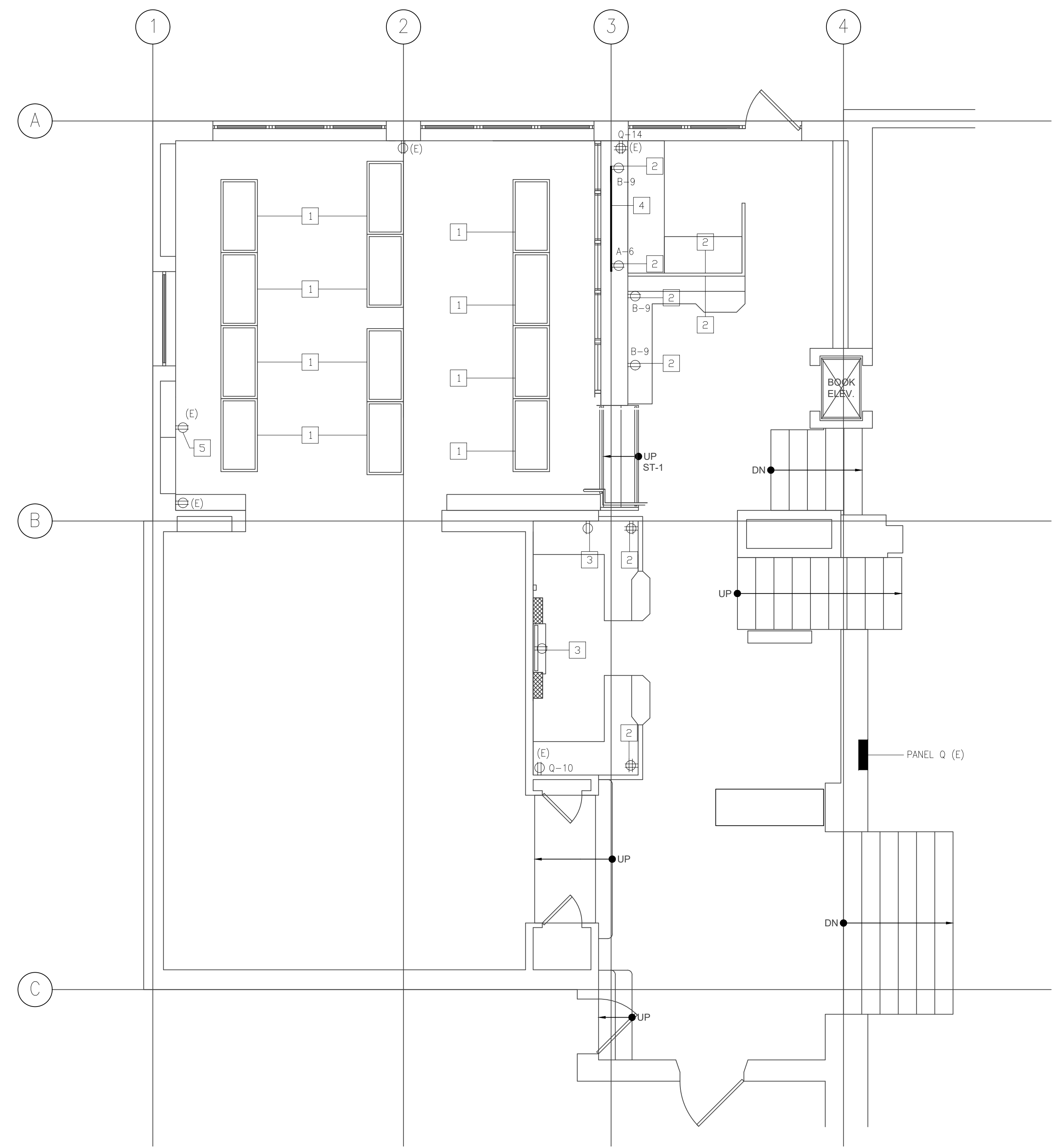
1 COUNTERTOP AT DESK
SCALE: 1-1/2" = 1'-0"



2 OPEN SHELVES @ ALCOVE
SCALE: 1" = 1'-0"



3 CASEWORK-LOWER CABINET
SCALE: 1" = 1'-0"



ELECTRICAL SHEET NOTES:

- 1 REMOVE POWER FROM EXISTING LIGHT FIXTURE. LIGHTING CIRCUIT WILL BE UTILIZED FOR NEW LED FIXTURES. REFER TO SHEET E2.3.
- 2 REMOVE POWER FROM EXISTING RECEPTACLES. EXTEND CONDUIT AND WIRE TO NEW RECEPTACLE LOCATIONS. REFER TO SHEET E2.2.
- 3 REMOVE POWER FROM RECEPTACLE AS REQUIRED BY OWNER. COORDINATE WITH ARCHITECT AND OWNER PRIOR TO REMOVING RECEPTACLE.
- 4 REMOVE AND LEGALLY DISPOSE OF EXISTING WIREMOLD.
- 5 REMOVE EXISTING RECEPTACLE AND RELOCATE TO NEW WALL AT THIS LOCATION. COORDINATE WITH ARCHITECTURAL FLOORPLAN ON SHEET A201.

SYMBOLS AND ABBREVIATIONS

- "A"-1,3,5
#10 HOMERUN TO PANEL. LETTER DENOTES THE PANEL AND NUMBERS INDICATE THE CIRCUIT NUMBER. CROSS MARKS INDICATE THE QUANTITY OF CONDUCTORS, #10 INDICATES CONDUCTOR SIZE. (#12AWG. MINIMUM, U.O.N.) SIZE CONDUIT TO CODE. (—) INDICATES GROUND CONDUCTOR: SIZE AS INDICATED OR REQUIRED BY CODE. NO CROSS MARKS INDICATE 2#12 AND 1#12 GROUND.
- § SINGLE POLE 20 AMP. SWITCH, MOUNTED AT +42" AFF TO CENTERLINE OF DEVICE. TOP OF BOX SHALL BE NOT GREATER THAN 48" AFF.
- Ⓟ SINGLE POLE 20 AMP. DIMMER SWITCH, MOUNTED AT +42" AFF TO CENTERLINE OF DEVICE. TOP OF BOX SHALL BE NOT GREATER THAN 48" AFF.
- ▬ BRANCH CIRCUIT PANELBOARD.
- 2 SHEET NOTE REFERENCE, REFERS TO SHEET NOTE 2 ON THE SHEET IT IS SHOWN ON.
- Ⓧ JUNCTION BOX
- Ⓧ 20 AMP, 120V RECEPTACLE, MOUNTED AT +18" TO CENTERLINE OF DEVICE. BOTTOM OF BOX SHALL NOT BE LESS THAN 15" AFF
- Ⓧ GFI GFI TYPE DUPLEX RECEPTACLE
- Ⓧ FLUSH FLOOR BOX, WIREMOLD #RFB4-SS, WITH RFB-4TKO-SS COMMUNICATIONS BRACKET WITH S39CCTCAL FLANGLSS ACTIVATION KIT, WITH RFBKIT BARRIER KIT. PROVIDE 3/4" CONDUIT FOR POWER AND 1" CONDUIT FOR TELEPHONE/DATA WIRING.
- ▼ TELEPHONE/DATA OUTLET 4" SQUARE BOX WITH 3/4" CONDUIT TO ABOVE THE CEILING. OUTLET LOCATED AT +18" TO CENTER.
- Ⓧ CEILING MOUNTED FIXTURE AND OUTLET WITH 90 MIN BATTERY BACK-UP.
- Ⓧ PENDANT MOUNTED FIXTURE AND OUTLET.
- Ⓧ CEILING MOUNTED FIXTURE AND OUTLET.
- Ⓧ WALL MOUNTED EXIT FIXTURE.
- Ⓧ CEILING MOUNTED EXIT FIXTURE.
- Ⓧ CEILING MOUNTED MOTION SENSOR, DUAL TECHNOLOGY, WITH A/B SWITCHING. MOTION SENSOR SHALL COMPLY WITH MANUAL-ON REQUIREMENTS AND SHALL NOT BE CAPABLE OF CONVERSION FROM MANUAL-ON TO AUTOMATIC-ON FUNCTIONALITY.
- C CONDUIT
- C.B. CIRCUIT BREAKER
- (E) EXISTING
- E.C. ELECTRICAL CONTRACTOR
- (N) NEW
- C.E.C. CALIFORNIA ELECTRICAL CODE
- N.T.S. NOT TO SCALE
- U.O.N. UNLESS OTHERWISE NOTED
- W/ WITH
- P POLE

01 UPPER LEVEL ELECTRICAL DEMO PLAN
SCALE: 1/4" = 1' - 0"

HARRISON MEMORIAL LIBRARY REMODEL

APN# 010-139-007

HARRISON MEMORIAL LIBRARY
OCEAN & LINCOLN AVENUES
CARMEL-by-the-SEA, CA 93921

JOB NO.:
18173

PRINT DATE:
PLOT DATE: 9.8.2019


DRAWN BY:
CHECKED BY:

SET ISSUED:
2019-07-26; 100% CD SET
PERMIT SUB. SET-R3 09/05/2019

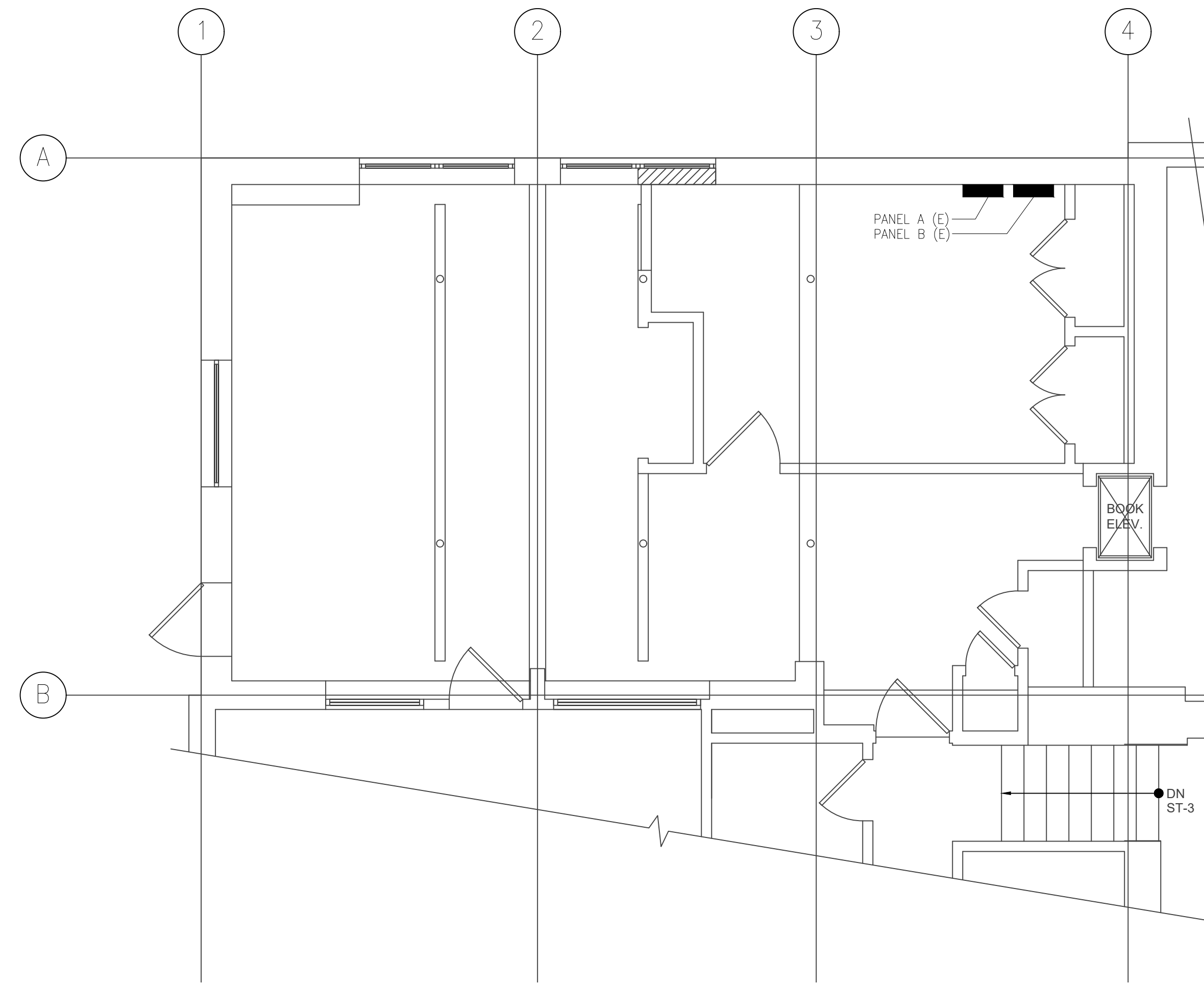
SHEET NAME:
UPPER LEVEL
ELECTRICAL
DEMO PLAN

SHEET NO.:
E2.1

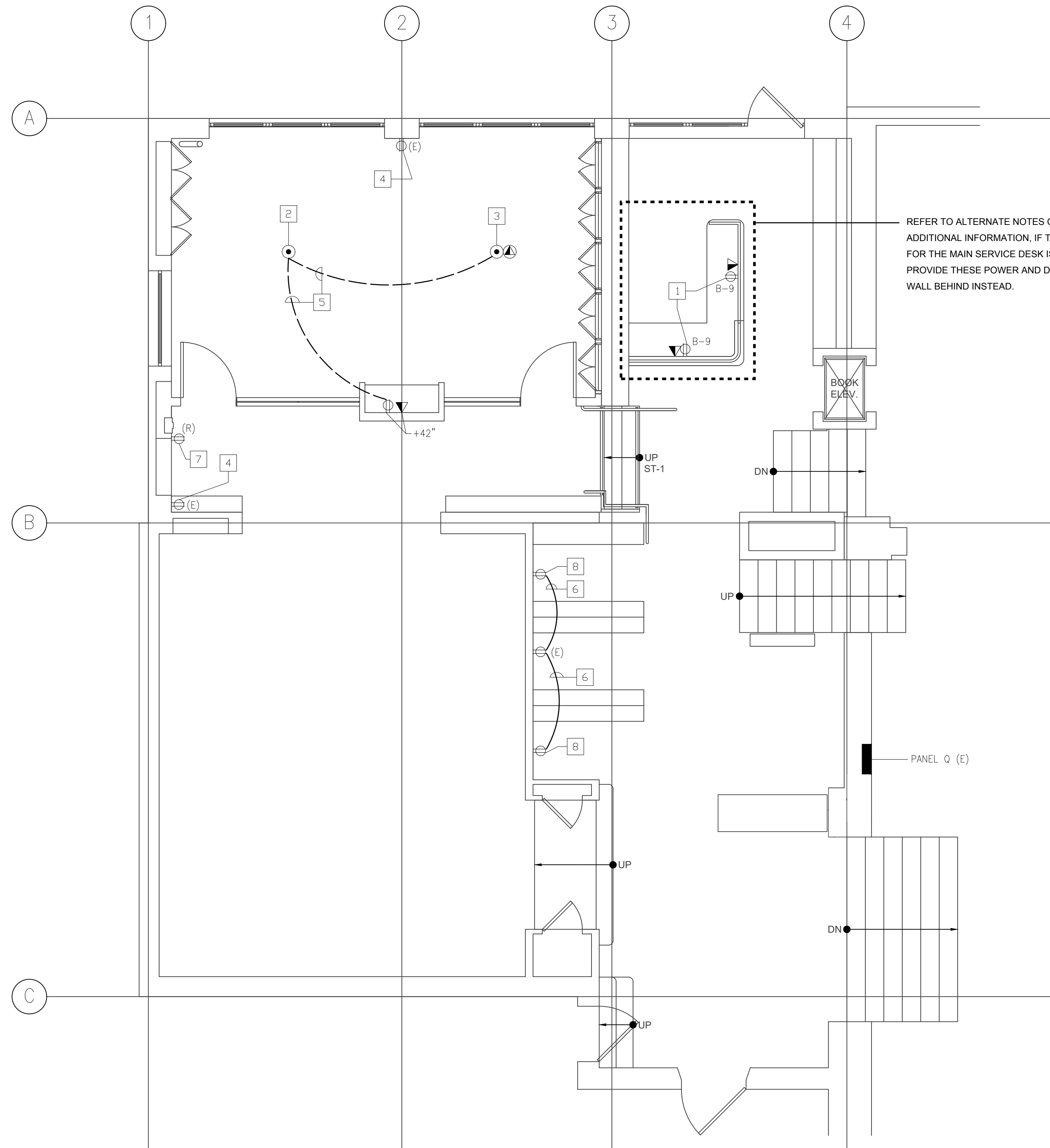
FILE NAME:



MIRACLES UNLIMITED, INC.
ELECTRICAL ENGINEERING
P. O. BOX 1808
APTOS, CA 95001
(831) 688-8013
JOB NO.: 19023




02 LOWER LEVEL ELECTRICAL POWER PLAN (RCP)
SCALE: 1/4" = 1' - 0"



01 UPPER LEVEL ELECTRICAL POWER PLAN
SCALE: 1/4" = 1' - 0"

ELECTRICAL SHEET NOTES:

- 1 EXTEND CONDUIT AND WIRE TO NEW RECEPTACLE FROM DEMOLISHED RECEPTACLE LOCATION. REFER TO SHEET E2.1.
- 2 EXISTING FLUSH FLOOR RECEPTACLE TO REMAIN. EXTEND CONDUIT AND WIRE TO NEW FLUSH FLOOR RECEPTACLE.
- 3 PROVIDE AND INSTALL NEW FLUSH FLOOR RECEPTACLE. EXTEND CONDUIT AND WIRE TO NEW FLUSH FLOOR RECEPTACLE FROM EXISTING FLUSH FLOOR RECEPTACLE. REFER TO NOTE #2.
- 4 EXISTING RECEPTACLE TO REMAIN.
- 5 PROVIDE AND INSTALL WIREMOLD ON LOWER LEVEL CEILING. COORDINATE EXACT LOCATION WITH ARCHITECT.
- 6 PROVIDE AND INSTALL WIREMOLD ON SURFACE OF WALL. COORDINATE EXACT LOCATION WITH ARCHITECT.
- 7 RELOCATED RECEPTACLE. REFER TO SHEET E2.1. COORDINATE EXACT LOCATION WITH ARCHITECT.
- 8 EXTEND CONDUIT AND WIRE TO NEW RECEPTACLE FROM EXISTING RECEPTACLE. REFER TO SHEET E2.1. COORDINATE WITH ARCHITECT AND OWNER.



MIRACLES UNLIMITED, INC.

ELECTRICAL ENGINEERING

P. O. BOX 1808
APTOS, CA 95001

(831) 688-8013

JOB NO.: 19023

HARRISON MEMORIAL LIBRARY REMODEL

APN# 010-139-007

HARRISON MEMORIAL LIBRARY
OCEAN & LINCOLN AVENUES
CARMEL-by-the-SEA, CA 93921

JOB NO.:

18173

PRINT DATE:

PLOT DATE: 9.8.2019

DRAWN BY:

CHECKED BY:

SET ISSUED:

2019-07-26; 100% CD SET

PERMIT SUB. SET-R3 09/05/2019


SHEET NAME:

UPPER LEVEL
ELECTRICAL
POWER PLAN

SHEET NO.:

E2.2

FILE NAME:



WALD RUHNKE & DOST ARCHITECTS LLP

2340 GARDEN ROAD, SUITE 100
 MONTEREY, CALIFORNIA 93940
 PHONE: 831.649.4642
 FAX: 831.649.3530
 WWW.WRDARCH.COM

THE USE OF THE PLANS AND SPECIFICATIONS IS RESTRICTED TO THE ORIGINAL SITE FOR WHICH THEY WERE PREPARED AND PUBLICATION THEREOF IS EXPRESSLY LIMITED TO SUCH USE. REUSE, REPRODUCTION OR PUBLICATION BY ANY METHOD IN WHOLE OR IN PART IS PROHIBITED. TITLE TO THE PLANS AND SPECIFICATIONS REMAINS WITH THE ARCHITECT, AND VISUAL CONTACT WITH THEM CONSTITUTES PRIMA FACIE EVIDENCE OF THE ACCEPTANCE OF THESE RESTRICTIONS.

HARRISON MEMORIAL LIBRARY REMODEL

HARRISON MEMORIAL LIBRARY
 OCEAN & LINCOLN AVENUES
 CARMEL-by-the-SEA, CA 93921

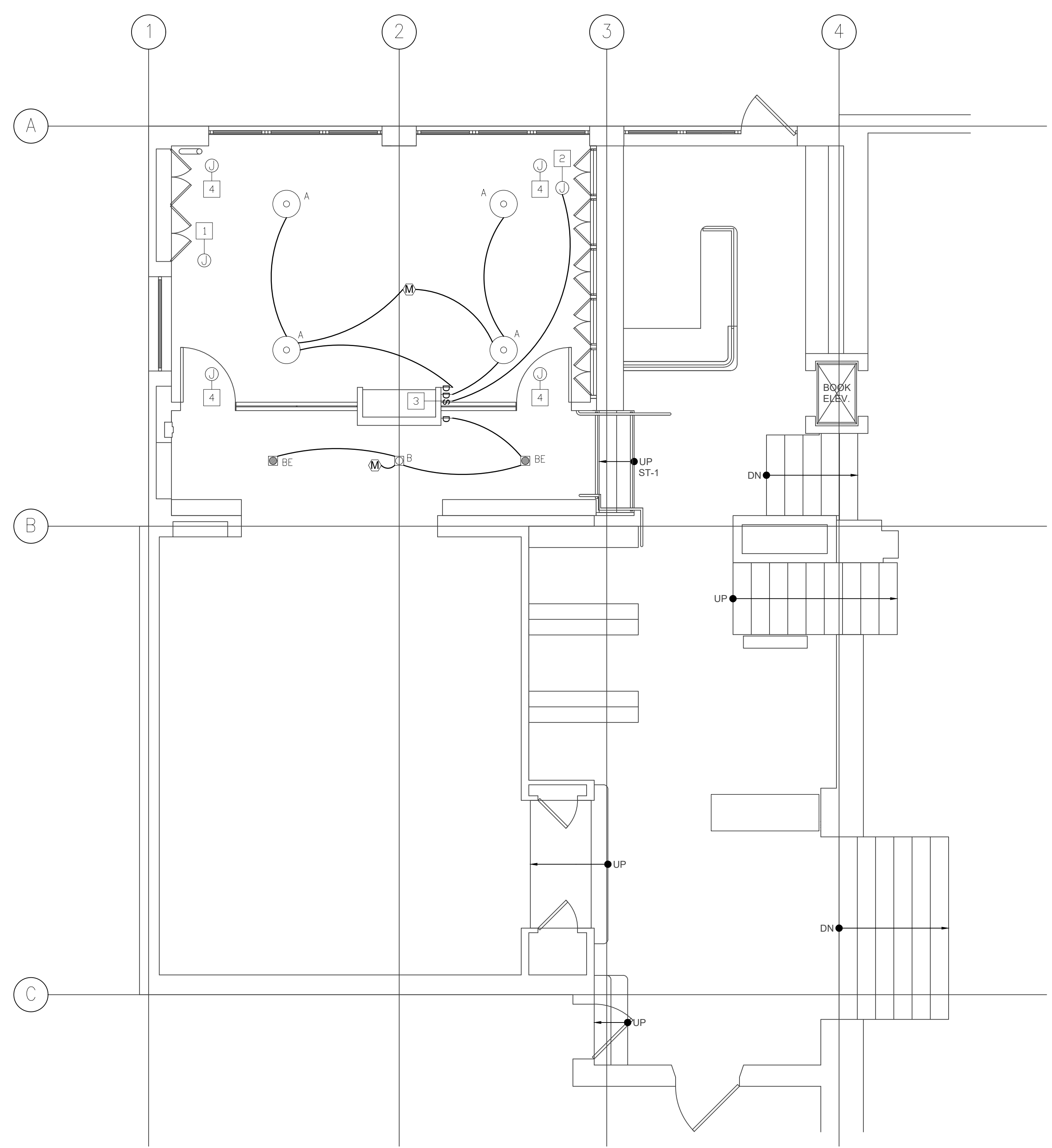
APN# 010-139-007

SYMBOLS AND ABBREVIATIONS

- HOMERUN TO PANEL. LETTER DENOTES THE PANEL AND NUMBERS INDICATE THE CIRCUIT NUMBER. CROSS MARKS INDICATE THE QUANTITY OF CONDUCTORS. #10 INDICATES CONDUCTOR SIZE. (#12AWG. MINIMUM, U.O.N.) SIZE CONDUIT TO CODE. (—4—) INDICATES GROUND CONDUCTOR; SIZE AS INDICATED OR REQUIRED BY CODE. NO CROSS MARKS INDICATE 2#12 AND 1#12 GROUND.
- SINGLE POLE 20 AMP. SWITCH, MOUNTED AT +42" AFF TO CENTERLINE OF DEVICE. TOP OF BOX SHALL BE NOT GREATER THAN 48" AFF.
- SINGLE POLE 20 AMP. DIMMER SWITCH, MOUNTED AT +42" AFF TO CENTERLINE OF DEVICE. TOP OF BOX SHALL BE NOT GREATER THAN 48" AFF.
- BRANCH CIRCUIT PANELBOARD.
- SHEET NOTE REFERENCE. REFERS TO SHEET NOTE 2 ON THE SHEET IT IS SHOWN ON.
- JUNCTION BOX
- 20 AMP, 120V RECEPTACLE. MOUNTED AT +18" TO CENTERLINE OF DEVICE. BOTTOM OF BOX SHALL NOT BE LESS THAN 15" AFF
- GFI TYPE DUPLEX RECEPTACLE
- FLUSH FLOOR BOX, WIREMOLD #RFB4-SS, WITH RFB-4TK0-SS COMMUNICATIONS BRACKET WITH S39CCTCAL FLANGLSS ACTIVATION KIT, WITH RFBKIT BARRIER KIT. PROVIDE 3/4" CONDUIT FOR POWER AND 1" CONDUIT FOR TELEPHONE/DATA WIRING.
- TELEPHONE/DATA OUTLET 4" SQUARE BOX WITH 3/4" CONDUIT TO ABOVE THE CEILING. OUTLET LOCATED AT +18" TO CENTER.
- CEILING MOUNTED FIXTURE AND OUTLET WITH 90 MIN BATTERY BACK-UP.
- PENDANT MOUNTED FIXTURE AND OUTLET.
- CEILING MOUNTED FIXTURE AND OUTLET.
- WALL MOUNTED EXIT FIXTURE.
- CEILING MOUNTED EXIT FIXTURE.
- CEILING MOUNTED MOTION SENSOR, DUAL TECHNOLOGY, WITH A/B SWITCHING. MOTION SENSOR SHALL COMPLY WITH MANUAL-ON REQUIREMENTS AND SHALL NOT BE CAPABLE OF CONVERSION FROM MANUAL-ON TO AUTOMATIC-ON FUNCTIONALITY.
- C CONDUIT
 C.B. CIRCUIT BREAKER
 (E) EXISTING
 E.C. ELECTRICAL CONTRACTOR
 (N) NEW
 C.E.C. CALIFORNIA ELECTRICAL CODE
 N.T.S. NOT TO SCALE
 U.O.N. UNLESS OTHERWISE NOTED
 W/ WITH
 P POLE


ELECTRICAL SHEET NOTES:

- PROVIDE CONNECTION TO CEILING MOUNTED PROJECTOR. COORDINATE EXACT LOCATION WITH ARCHITECT.
- PROVIDE CONNECTION TO MOTORIZED SCREEN. COORDINATE EXACT LOCATION WITH ARCHITECT.
- PROVIDE SWITCH FOR MOTORIZED SCREEN. COORDINATE EXACT LOCATION WITH ARCHITECT.
- PROVIDE CONNECTION TO OWNER FURNISHED AND INSTALLED SPEAKERS.



01 UPPER LEVEL ELECTRICAL LIGHTING PLAN
 SCALE: 1/4" = 1' - 0"

LIGHTING FIXTURE SCHEDULE						
MARK	MANUFACTURER & CATALOG NO.	MOUNTING	LAMPS		VOLTS	REMARKS
			QTY / WATTS	TYPE		
A	LUMENS, PLURA PENDANT, 24" DIAMETER, 3500L LED, WALNUT WOOD BODY	PENDANT	1/19.5	LED	120	DIMMING
B	GOHAM #CO 35/20 6AR LSS 60D 120 EZ1	RECESSED	1/26	LED	120	DIMMING
BE	GOHAM #CO 35/20 6AR LSS 60D 120 EZ1 ELR	RECESSED	1/26	LED	120	DIMMING, 90 MIN BATTERY BACK-UP



MIRACLES UNLIMITED, INC.
 ELECTRICAL ENGINEERING
 P. O. BOX 1808
 APTOS, CA 95001
 (831) 688-8013
 JOB NO.: 19023

JOB NO.:
18173
 PRINT DATE:
 PLOT DATE: 9.8.2019
 DRAWN BY:
 CHECKED BY:
 SET ISSUED:
 2019-07-26; 100% CD SET
 PERMIT SUB. SET-R3 09/05/2019

SHEET NAME:
 UPPER LEVEL
 ELECTRICAL
 LIGHTING PLAN

SHEET NO.:
E2.3
 FILE NAME: