



Fiscal Year 2023-2024

ADOPTED BUDGET

CITY OF CARMEL-BY-THE-SEA





CITY COUNCIL

DAVE POTTER, MAYOR

BOBBY RICHARDS, MAYOR PRO TEMPORE

JEFF BARON, COUNCILMEMBER

KAREN FERLITO, COUNCILMEMBER

ALISSANDRA DRAMOV, COUNCILMEMBER

CHIP RERIG, CITY ADMINISTRATOR

CITY OF CARMEL-BY-THE SEA
P. O. BOX CC
CARMEL-BY-THE-SEA, CA 93921

T: (831) 620-2000

www.ci.carmel.ca.us

Table of Contents

INTRODUCTION	4
Recommended Budget Message.....	5
Revenue.....	8
Expenditures	12
FY 23/24 Authorized Positions	15
Organizational Chart.....	17
OPERATING BUDGET	18
City Council.....	19
City Attorney	21
Administration	22
Citywide (Non-Departmental).....	27
Economic Development	28
Library and Community Activities.....	30
Community Planning and Building	34
Public Works.....	37
Public Safety	44
CAPITAL IMPROVEMENT PLAN (CIP).....	49
DEBT SERVICE – FUND 401.....	61
FUNDS OVERVIEW	63
PROJECTED FUND BALANCE	65
Proposed Fund Balance as of June 30, 2023.....	67
Proposed Fund Balance as of June 30, 2024.....	68
FINANCIAL POLICIES.....	70
APPROPRIATIONS LIMIT	81
APPENDIX A	
Resolution 2023-067 Adoption of the FY 2023-2024 Budget.....	86
FY 23-24 Adopted Budget (Detail Line Item Accounts & Transfers.....	88

INTRODUCTION

RECOMMENDED BUDGET MESSAGE

Honorable Mayor Potter, City Councilmembers, and
Residents of Carmel-by-the-Sea:

The Fiscal Year 2023-2024 (“FY 23-24”) recommended budget is submitted for your consideration and tentative adoption on June 6, 2023. This budget continues to be structurally balanced and maintain service levels from last fiscal year, all in an effort to continue to build organizational resiliency. The City has been through a magnitude of challenges including a series of severe winter storms that absorbed a profound amount of our capacity. Throughout, the City’s dedicated staff, volunteer groups and the community at large rallied together to serve and take the best actions under challenging circumstances. Please allow me to reinforce that we have a strong and dedicated workforce, and unparalleled leadership from the City Council combined with an impassioned and solutions-oriented citizenry.

The adopted Operating Budget serves as a policy document, financial plan, operations guide, and communications device. It is a living document that reflects the City Council’s strategic goals and objects and provides a framework to meet future challenges such as rising operational costs and limited growth in revenues.

As we move forward and plan the Fiscal Year 23-24 operating budget for the upcoming year, it is important to take into consideration the various factors that impact our financial health at the global, national, State, and local levels.

At the global level, we continue to face economic uncertainty and instability due to rising interest rates, the fallout from the global pandemic, market distress, and volatility in financial markets. This has resulted in a decrease in revenue for many businesses and organizations, and we must be prepared for potential impacts on our own financial situation.

At the national level, we saw the noteworthy second largest bank failure in our Country’s history and other factors that are, in many ways, consistent with what one would expect in a typical economic debt cycle; with credit card debt soaring 19% in the last quarter alone, for example. We have also seen significant declines in personal savings which collapsed following the end of federal stimulus programs which could add to a greater sell-off of investments and potentially steep market declines. Going on fifteen years, the current economic cycle is likely the longest in US history. During this period, the nation has benefited from some of the most extraordinary expansionary monetary policy ever conducted, with interest rates held near zero and concurrent investments tracking.

At the state level, California faces its own set of challenges. The state has a large and diverse economy, but it also has a high cost of living and a significant homeless population. The state’s budget is also impacted by various factors such as natural disasters, healthcare costs, and public education funding.

At the local level, Monterey County is no exception to these challenges. We must also consider factors such as our aging infrastructure, affordable housing shortage, and rising healthcare costs. Additionally, our tourism industry was impacted by the pandemic, resulting in a decrease in revenue for our county, although the City's three major sources (Property Tax, Sales and Use Tax and Transient Occupancy Tax) of General Fund revenue are flattening with decreased occupancy in our hotels and uncertainty about travel patterns impacting two of these three major revenue pillars.

As I said, the factors identified above may reflect a monetary tightening that could impact the City's revenue pillars. As such, we approached our budget planning with an understanding of these factors and their potential impacts on our financial health. This budget is a thoughtful representation working together internally and with the community to identify areas where we can maintain costs without sacrificing essential services, as well as we begin to explore the need for additional sources of revenue to maintain our financial stability.

The recommended budget is not operationally balanced, meaning the total projected incoming revenue does not compensate for our projected expenditures. The recommended budget is, however, structurally balanced – balanced by strategically using unrestricted fund balance (revenue saved over past fiscal years) to address past and current direction of Council. That direction is to maintain core services and invest heavily in deferred infrastructure maintenance and community character. We are fortunate to have available fund balance, accumulated through the prudent budgeting in past years, to close the gap in revenue that we are forecasting. In total, the funds needed to structurally balance the budget approaches \$10,000,000. Using this amount will virtually eliminate our current fund balance.

STAFFING

At this time, I am not proposing any increase in our number of staff. That said, I have considered increasing Library staffing and propose to readdress this issue during mid-year budget review as we get a better sense of potential impacts on our local economic situation. The Library has been and continues to be a treasured community resource, which has been busier than ever, as the pandemic begins to wane. As Library usage and community demands for service continue to increase, including Saturday hours, it is important that staffing be able to match that demand. The Library continues to make judicious use of part-time staff, and an increase in the part-time staff budget at mid-year would ensure that the Library meets community needs, whether that be additional programs, additional hours, or both.

I will continue to carefully consider whether to fill future vacancies, and return to the City Council to discuss operational needs as they may change.

CAPITAL IMPROVEMENTS AND MAINTENANCE

On April 5, 2023 and, again on May 2, 2023, the City Council directed carry-over funding in a total amount of \$8,088,000 for our Capital Improvements Program (CIP).

Council also directed that we proceed with sixteen additional Capital Improvement Projects for FY 23-24 for a total of \$2,828,000.

The combined total CIP investment for carry-over plus new projects would be \$10,916,000 – a figure that includes both internal and external funding. Capital projects included in the recommended budget consist of rehabilitation of City facilities, sidewalk and street improvements, enhanced public safety, and protection and preservation of the natural environment. More generally, the FY 23-24 budget recognizes the importance of investing our “green” infrastructure, and includes funding for

renovating our police station, Library Master planning, and improvements at Sunset Center and other City facilities.

Vehicle & Equipment Fund

The total vehicle acquisition costs are approximately \$3,000,000, and the City's 10% reserve target is being implemented beginning in FY 24-25 for \$304,000. Currently, the Vehicle & Equipment Fund balance is \$366,000, and therefore, no additional funds are being budgeted for FY 23-24. We will continue to increase this Fund as vehicles continue to depreciate.

FISCAL YEAR 23/24 BUDGET AT A GLANCE

<i>FY 23-24 Recommended Revenues</i>	\$	30,927,502
General Fund Operating Expenditures		26,324,851
Debt Service Expenditures		528,044
Pension Unfunded Liability Mitigation Expenditures		3,007,732
Capital Outlay Expenditures		10,916,100
Workers Compensation Expenditures		76,600
<i>FY 23-24 Total Recommended Expenditures</i>	\$	40,853,327
<i>Use of Fund Balance for Capital Projects</i>	\$	9,925,825
<i>Funded Full Time Equivalent (FTE) positions</i>		96.23

Many of you know the level of respect I have for the lessons one can learn by studying the past. And while much of my message may seem dour, history teaches us that economic cycles are intrinsic to local government. Consequently, as clear as I can be about the likelihood of an unavoidable down cycle in two of our three major revenue pillars, I am equally as confident about the inevitable upcycle to follow. The budget I am presenting is not intended to be irrepressibly contrarian; it is meant to be cautious and realistic. In the long term, I remain very bullish, and indeed optimistic about our future.

My profound thanks to my department heads, and especially our Finance Division team, for developing a budget that is realistic given the realities that we are facing. I look forward to Council's leadership and guidance as we balance fiscal sustainability with the need to fund projects and services for our community.

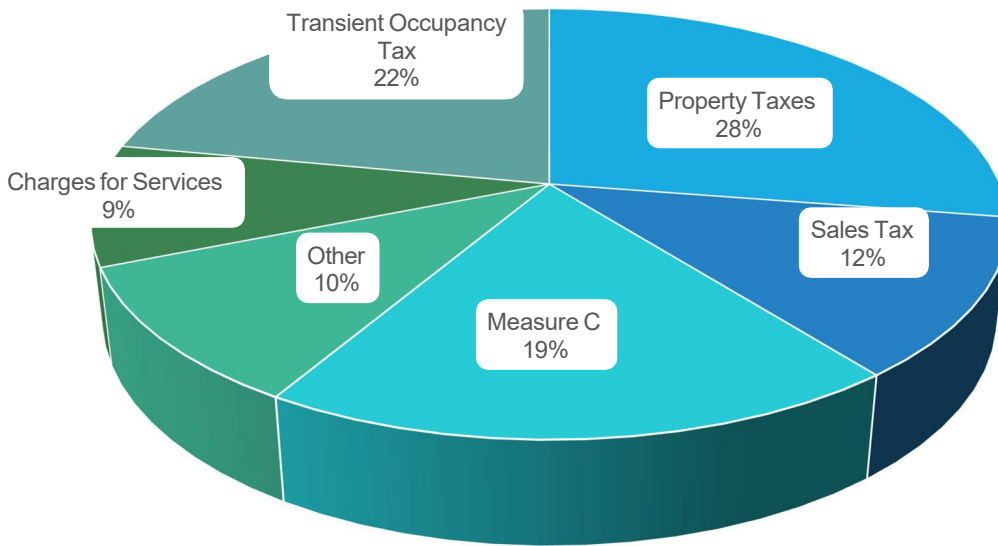
Respectfully submitted,

Chip Rerig
City Administrator

REVENUE

The FY 23-24 Recommended Budget includes \$30.9 million in estimated new revenue. As illustrated in the chart below, statewide sales tax (Sales Tax) and local Measure C district tax (Measure C), contribute 31% and have overtaken over Property Tax as the largest City revenue source. This shift reveals the importance and impact of the voter approved of Measure C in 2020. With the occurrence of the pandemic, the benefits of the Measure C revenues began to emerge in FY21-22 and mature fully in this budget. Property Tax reflects its customary stable growth accounting for 28% of the budgeted revenue. Coming off of a slower year, Hotel Tax (TOT) holds at 22% of budgeted revenue, followed by Other revenues and Charges for Services at 19%, a decrease over prior FY 21-22.

FY 23-24 Citywide Revenue Sources



■ Property Taxes ■ Sales Tax ■ Measure C ■ Other ■ Charges for Services ■ Transient Occupancy Tax

Revenue Source	Recommended Budget
Property Taxes	\$ 8,493,132
Sales Tax	3,679,421
Measure C	5,926,532
Other	3,210,017
Charges for Services	2,817,393
Transient Occupancy Tax	6,801,007
Total	\$ 30,927,502

REVENUE

Property taxes are estimated at \$8.5 million reflecting a 2% projected growth over prior year amended budget. The City’s portion of the Sales Tax is \$3.7 million and Measure C \$5.9 million, or 12% and 19% of revenue respectively. The significance of the March 2020 Carmel voter approval of Measure C, at a renewed rate of 1.5%, cannot be understated. In the midst of COVID-19, it provided a financial lifeline allowing for the continuance of core services. Measure C continues to play significantly in seeding both operational and capital needs. Sales Tax has fared well also. This FY 23-24 Recommended Budget projects slowing of Measure C and Sales Tax trends as consumers are recovering after post-COVID overspending.

Transient Occupancy Tax (“TOT”) at 10% of the rent charged by a hostelry operator, has slowed over prior year’s high. Recommended at \$6.8 million, TOT accounts for 22% of revenues, unchanged over FY 22-23. Charges for Services are fees collected from a specific user of a service, such as plan review, building inspection and ambulance transports and account for \$2.8 million, or 9% of the budget. The category of “Other” revenue includes General Fund revenues from business license tax, franchise fee and other intergovernmental revenue as well as restricted revenue for Community Oriented Policing Services (COPS), road maintenance and transportation-related projects and federal and State grants for planning, parks and radio communications.

Table 1: Estimated Performance and Recommended Budget for Major Revenue Sources

Key Revenues	FY 19-20 Actual	FY 20-21 Actual	FY 21-22 Actual	FY 22-23 Estimated Actual	FY 23-24 Budget
Property Taxes	\$6,690,947	\$7,389,656	\$7,694,722	\$8,135,188	\$8,493,132
Sales Tax	\$2,154,961	3,020,937	\$3,626,263	\$3,653,760	\$3,679,421
Measure C	\$2,611,802	4,007,104	\$5,970,464	\$5,865,000	\$5,926,532
TOT	\$5,115,271	5,339,285	\$7,787,643	\$8,038,940	\$6,801,007

REVENUE

This time last year, as shown in Table 1, Estimated Performance and Recommended Budget for Major Revenue Sources, the City was enjoying a notable recovery from COVID after seeing a 26% drop in Hotel Tax and 17% drop in Sales Tax. Now that the economy is recovering from overspending, projecting future trends presents challenges.

Over the last few months, slight inflation improvements materialized in various industries, however real change has yet to take hold. Nevertheless, consumer spending remained relatively strong through the holiday season. Experts vary on whether a recession will occur and to what extent. Unemployment does reflect a slowdown in taxable merchandise spending to 0.4% in FY 23-24 as the higher cost of utilities, food and other necessities limit dollars available for discretionary and non-essential items.

As we project Sales Tax and Measure C, we remain conservative and vigilant to the current trends. The dilemma facing us is deciphering if the activity experienced in FY 22-23 as a result of “pent-up demand” will now be replaced with a longer-term change in travel and buying habits as consumers pull back on spending. We remain fully aware that unknowns still exist, whether consumer patterns will settle, and headwinds are in play to be managed. We recognize the economic strains of continued supply chain disruption, rising inflation rates, increased fuel prices and interest rates and their effects on consumer spending patterns. Lastly, geopolitical tensions loom worryingly on our minds. Hence, we have compiled the FY 23-24 Recommended Budget carefully and conservatively. We project a slowing of sales tax activity in the coming year with the City’s Sales Tax coming in at \$3.7 million and Measure C \$5.9 million in line with current year estimates based on Statewide sales tax trends.

TOT is trending at \$8.0 million for FY 22-23, 3% or \$250,000 above the prior year actual collections. Last fiscal year, TOT grew 31% or \$1.6 million. The FY 23-24 Recommended Budget assumes continued slowing as world travel slows to pre-COVID levels. For the reasons noted above, we remain guarded in our projections.

Property taxes, which includes secured, unsecured, unitary and property transfer tax, can be relied on to be stable. At the end of this current fiscal year, we anticipate to reach a level of \$8.4 million.

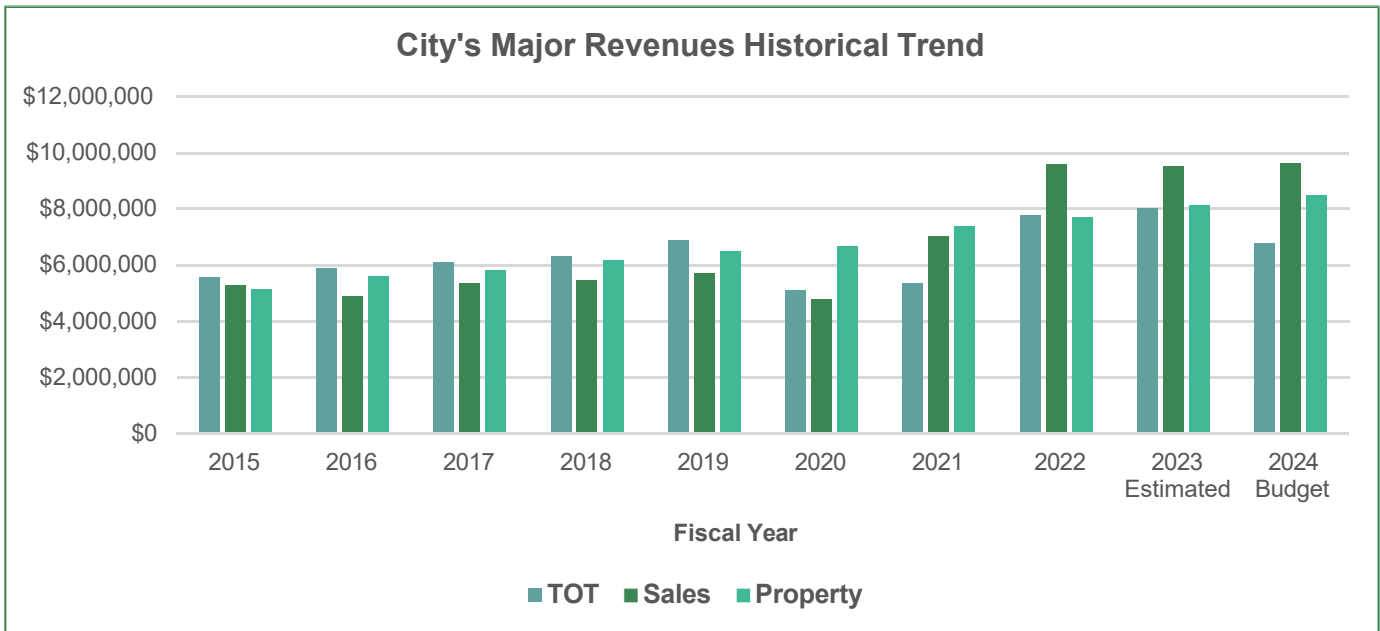
The FY 23-24 Recommended Budget projects Property Tax at a total amount of \$8.4 million, made up primarily of \$7.8 million in secured property tax. National economic reports uniformly indicate that despite the drop-off in sales, housing supply in the state remains constrained. Tight housing supply will have two consequences. First, when interest rates begin to fall, the consequent increase in buyers may again place an upward pressure on housing prices. Second, while prices can and may go lower, there is not enough supply in the market to provide the type of overhang that could lead to acute price declines. This budget conservatively projects growth yet remains confident in the stability of Carmel’s property tax performance.

REVENUE

As the City looks forward to its future revenues that fund services, capital projects and other initiatives, stepping back and reviewing the City’s historic performance is of value. The chart below depicts the performance of the City’s three major revenue sources over the last 10 years.

Fiscal Year	TOT	Sales*	Property
2015	\$5,593,689	\$5,280,418	\$5,127,974
2016	\$5,890,538	\$4,897,325	\$5,598,743
2017	\$6,112,347	\$5,373,800	\$5,825,889
2018	\$6,329,074	\$5,476,123	\$6,163,959
2019	\$6,882,015	\$5,719,521	\$6,496,558
2020	\$5,115,277	\$4,766,313	\$6,690,948
2021	\$5,339,291	\$7,028,041	\$7,389,657
2022	\$7,787,643	\$9,596,727	\$7,694,722
2023 Estimated	\$8,038,940	\$9,518,760	\$8,135,188
2024 Budget	\$6,801,007	\$9,605,953	\$8,493,132

*Combination of Bradley Burns & Measure C 1.5%



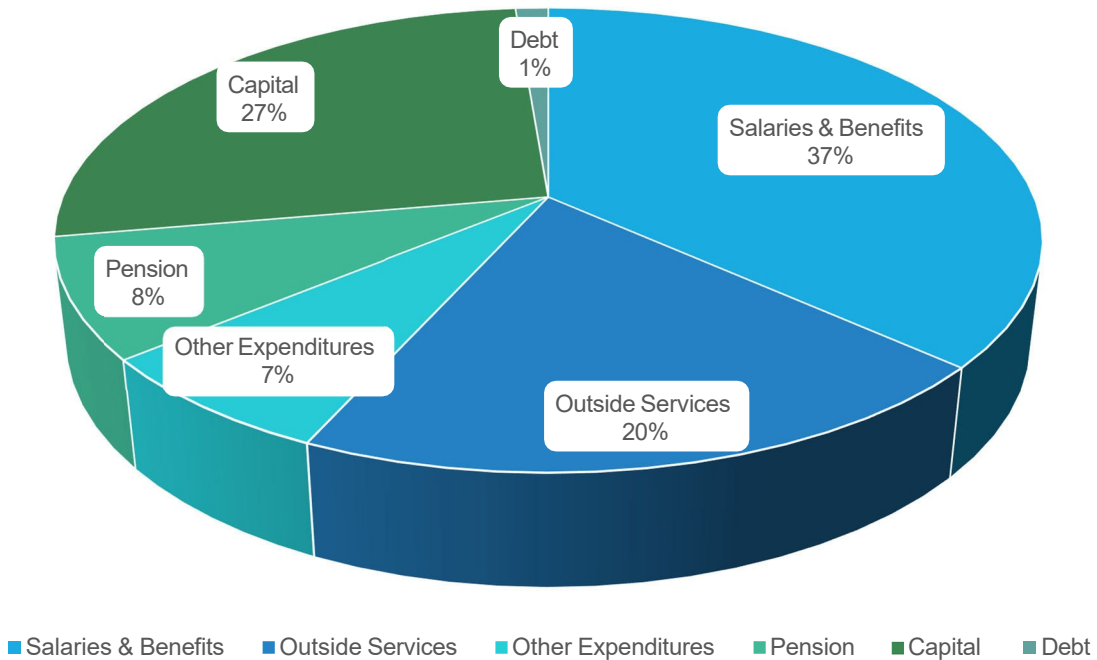
EXPENDITURES

The FY 23-24 Recommended Budget totals \$40.9 million, which consists of the following:

- Operating Budget, or General Fund, totals \$29.4 million, or 72%, of the citywide budget;
- Debt service totals \$528,044, or 1%, of the citywide budget;
- Capital totals \$10.9 million, or 27% of the citywide budget.

The Operating Budget consists of the City departments and services. Debt is based upon required payments toward various bonds issued by the City or by other governmental agencies on behalf of the City. As shown in the chart below, *FY 23-24 Expenditure by Type*, the FY 23-24 Budget includes the Operating Budget and Debt Service. The Operating Budget is further categorized by type of expenditure including salaries and benefits, outside services, and other expenditures as explained below.

FY 23-24 Expenditure by Type



Type of Expenditure	Budget	% of Budget
Salaries & Benefits	\$ 15,114,209	37%
Outside Services	8,308,496	20%
Other Expenditures	2,978,747	7%
Pension	3,007,732	8%
Capital Outlay	10,916,100	27%
Debt Service	528,044	1%
Total	\$40,853,328	100%

EXPENDITURES

The City's largest expenditure is related to the cost of personnel. Salaries and benefits total \$15.1 million and account for 37% of the citywide budget. Capital Outlay is the second largest type of expenditure at \$10.9 million, or 27% of the budget. The third largest type of expenditure is Outside Services. This category includes various line item accounts, such as advertising and noticing, contract services and community promotions. Contract services are used as an alternative to City staff directly providing the service due to cost savings or the specialized nature of the work being performed and include funding for expenses such as fire service provided by the City of Monterey (\$2.9 million); support for the operations of the Sunset Center and other marketing activities (\$1.1 million); legal services (\$517,000); tree care and landscape maintenance (\$798,000) and janitorial service (\$272,000).

Other expenditures total \$3.0 million and account for 7% of the citywide budget. This category includes various line item accounts such as, retiree healthcare and citywide operational expenses like property tax assessments and utilities. Also included here are the City's general liability and property insurance premiums (\$813,000) and expenses such as public works materials and supplies, telecommunications, fuel, training and conferences, vehicle maintenance, medical and safety supplies and printing and postage.

Pension expenses total \$3.0 million, or 7%, of the budget and include the annual required unfunded pension liability (\$2.0 million) and annual funding of the City's Section 115 trust (\$1.0 million) for pension mitigation.


The citywide budget is rounded out with Capital Outlay (\$10.9 million) accounting for 27% and Debt Service (\$528,044) accounting for 1% of the citywide budget.



EXPENDITURES

Another way to view operating expenditures is by function, as depicted in the “FY 23-24 Expenditures by Function” illustration. Capital Outlay makes up 27% of operating expenditures. The public safety functions of Ambulance, Fire and Police make up 26% of the budget. The Public Works Department is the next largest operating expenditure at 13% followed by Citywide at 11% of the budget, as it includes the City’s unfunded actuarial liability. In total, Administration, Council, Planning, Legal, Marketing, the Sunset Center, and Library and Community Activities represent the remaining 13% of the Operating Budget.

FY 23-24 Expenditures by Function



Expenditures	Budget	Percentage
Administration	\$ 3,228,316	8%
Citywide	4,343,801	11%
Council	197,202	1%
Legal	517,000	1%
Planning	2,224,559	5%
Ambulance	1,791,600	4%
Fire	3,110,739	8%
Police	5,782,419	14%
Marketing	384,030	1%
Sunset Center	750,000	2%
Library/Community Activities	1,593,703	4%
Community Activities	-	0%
Public Works	5,409,213	13%
Operating Budget	29,332,582	72%
Debt	528,044	1%
Capital	10,916,100	27%
Workers Comp	76,600	0%
Total	\$ 40,853,326	100%

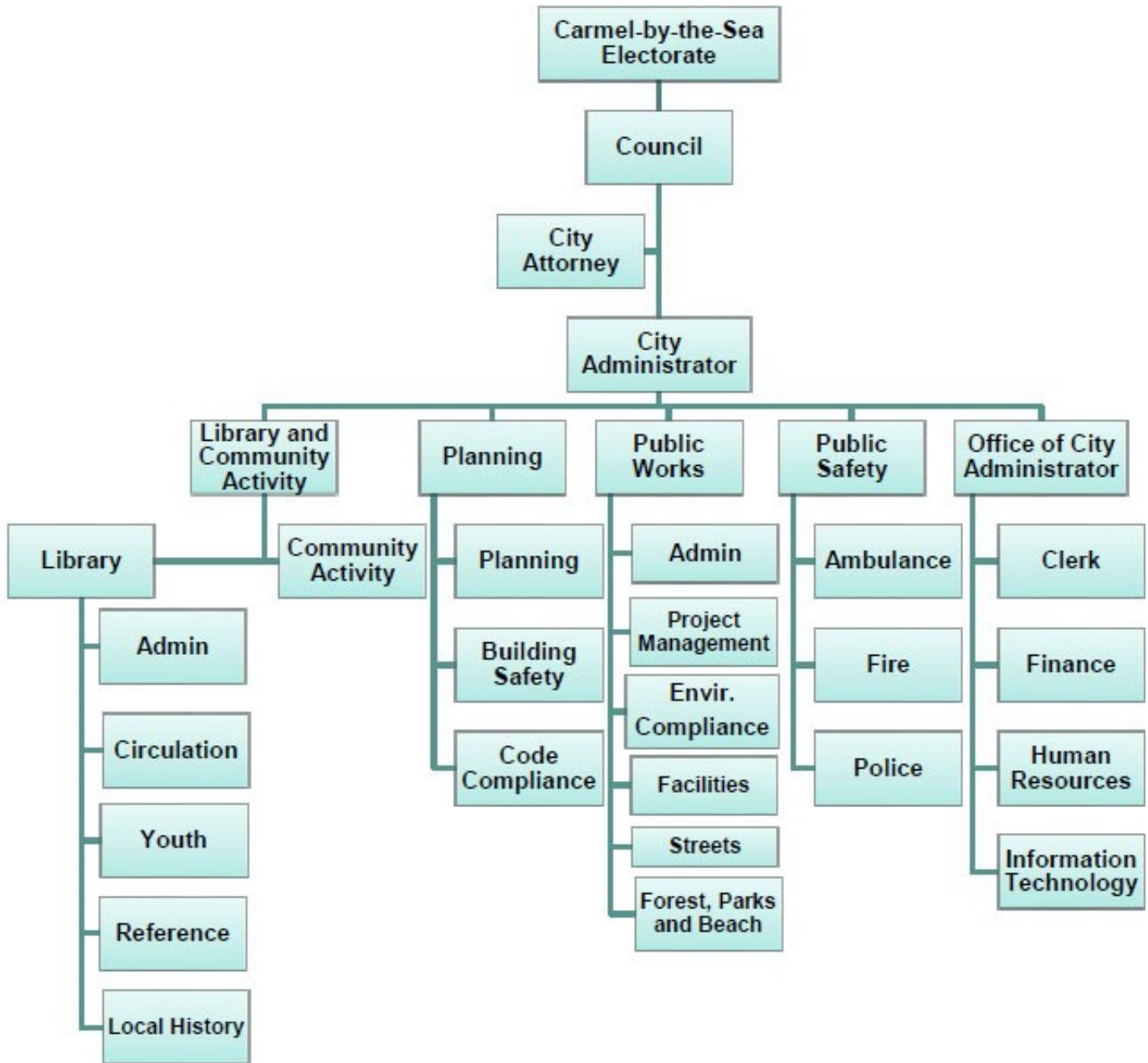
FY 23-24 AUTHORIZED POSITIONS

Department and Title	FY 22/23 Adopted	FY 23/24 Recommended	FY 23/24 Change
Council			
Councilmember	4.00	4.00	0.00
Mayor	1.00	1.00	0.00
City Council Total	5.00	5.00	0.00
Administration			
City Administrator	1.00	1.00	0.00
Assistant City Administrator	1.00	1.00	0.00
Administrative Coordinator	1.00	0.50	(0.50)
Administrative Analyst	1.00	1.00	0.00
City Clerk	1.00	1.00	0.00
Director of Budgets and Contracts	0.00	0.00	0.00
Finance Manager	1.00	1.00	0.00
Senior Human Resources Analyst	1.00	1.00	0.00
Information Services / Network Manager	1.00	1.00	0.00
IT Help Desk/Technican	1.00	1.00	0.00
Hourly HelpDesk Technician	0.00	0.00	0.00
Finance Specialist	1.00	1.50	0.50
Accountant	1.00	1.00	0.00
Retired Annuitant-Extra Help (480 hrs)	0.23	0.23	0.00
Finance Analyst	1.00	1.00	0.00
Administration Total	12.23	12.23	0.00
Community Activities			
Community Services Assistant	1.00	1.00	0.00
Executive Assistant	0.50	0.50	0.00
Community Activities Total	1.50	1.50	0.00
Library			
Circulation Supervisor	1.00	1.00	0.00
Director of Library and Community Services	1.00	1.00	0.00
Hourly Librarian I	1.00	1.00	0.00
Librarian I	1.00	1.00	0.00
Librarian II	2.00	2.00	0.00
Librarian II (Local History)	1.00	1.00	0.00
Library Assistant (full-time)	3.00	3.00	0.00
Hourly Library Assistant	2.00	2.00	0.00
Executive Assistant	0.50	0.50	0.00
Library Total	12.50	12.50	0.00
Community Planning & Building			
Administrative Coordinator	1.00	1.00	0.00
Assistant Planner	1.00	1.00	0.00
Associate Planner	2.00	2.00	0.00
Building Inspector	1.00	1.00	0.00
Building Official	1.00	1.00	0.00
Code Compliance Coordinator	2.00	2.00	0.00
Permit Technician	1.00	1.00	0.00
Planning & Building Services Director	1.00	1.00	0.00
Principal Planner	1.00	1.00	0.00
Community Planning & Building Total	11.00	11.00	0.00

FY 23/24 AUTHORIZED POSITIONS

Department and Title	FY 22/23 Adopted	FY 23/24 Recommended	FY 23/24 Change
Public Works			
Administrative Coordinator	1.00	1.00	0.00
Director of Public Works	1.00	1.00	0.00
Environmental Compliance Manager	1.00	1.00	0.00
Administrative Technician	1.00	0.00	(1.00)
Maintenance Worker I/II	8.00	7.00	(1.00)
Public Works Superintendent	1.00	1.00	0.00
Maintenance Worker III	1.00	2.00	1.00
Street Supervisor	1.00	1.00	0.00
Project Manager	1.00	1.00	0.00
Facilities Maintenance Supervisor	1.00	1.00	0.00
Facility Maintenance Specialist	1.00	1.00	0.00
Natural Resources Manager	1.00	1.00	0.00
City Forester	1.00	1.00	0.00
Administrative Analyst	1.00	2.00	1.00
Tree Climber & Care Specialist	1.00	1.00	0.00
Public Works Total	22.00	22.00	0.00
Police			
Community Services Officer	1.0	1.0	0.0
Community Services Officer/Animal Control	1.0	1.0	0.0
Community Services Officer - 2 year limited term *	2.0	2.0	0.0
Corporal	2.0	2.0	0.0
Police Commander	1.0	1.0	0.0
Police Officer	5.0	5.0	0.0
Police Officer/Detective	1.0	1.0	0.0
Police Officer/FTO	2.0	2.0	0.0
Police Services Officer	6.0	6.0	0.0
Police/Patrol Officer	1.0	1.0	0.0
Police Officer- 2 year limited term*	1.0	1.0	0.0
Public Safety Director	1.0	1.0	0.0
Sergeant	2.0	2.0	0.0
Administrative Coordinator	0.00	0.00	0.00
Police Total	26.00	26.00	0.00
Ambulance			
Paramedic/Firefighters	6.00	6.00	0.00
Ambulance Total	6.00	6.00	0.00
	FY 22/23 Adopted	FY 23/24 Recommended	FY 23/24 Change
Citywide Total Funded Positions	96.23	96.23	0.00
* 2 year limited term ends June 30, 2024			

ORGANIZATIONAL CHART



GENERAL FUND (101)

OPERATING BUDGET
(CITY DEPARTMENTS AND SERVICES)

CITY COUNCIL

The City Council consists of the Mayor and four Councilmembers, elected at large by the citizens of Carmel-by-the-Sea on a non-partisan basis. The City Council is the policy-making legislative body of the City. The Council adopts the annual budget, enacts ordinances, and approves major contracts, acquisitions and leases. With the advice and assistance of the City Administrator and City Attorney, the City Council reviews proposals to meet the community's needs, initiates action for new policies, and allocates resources.

2023-2024 Priorities

- Continued oversight of the implementation of the strategic plan and updating of City priorities to include some of the following: plan for natural areas, reduce fire risk, review opportunities for enhanced fire/ambulance service; develop forest management plan and update tree ordinance; update zoning code & design guidelines; ADU ordinance; wireless ordinance; increase beautification effort; review barriers to affordable housing; explore street addresses, develop a facilities master plan; underground utilities rule 20A; explore reinstatement of design review board; explore opportunities for Flanders Mansion and Scout House.
- Continue to respond to any forthcoming State legislation that undermines local control, especially as it relates to local land-use decisions.

Budget Summary and Service Impacts

- \$30,000 is budgeted for the Council discretionary grant program



CITY COUNCIL

City Council				
Account Number	Account Description	FY22-23 Amended Budget	FY22-23 Estimated Actual	FY23-24 Recommended
101-110-00-41008	Salaries -Elected	9,600	9,600	9,600
101-110-00-41101	Retirement	80	81	80
101-110-00-41104	Health Insurance	36,899	36,707	36,210
101-110-00-41105	Social Security	484	446	484
101-110-00-41106	Medicare	139	139	139
101-110-00-41108	Worker's Comp	850	389	133
Salaries & Benefits Subtotal		\$48,052	\$47,363	\$46,646
101-110-00-42005	Community Promotions	78,720	78,720	92,760
101-110-00-42007	Regional Memberships	47,655	47,912	48,996
101-110-00-42101	Office Supplies	450	450	450
101-110-00-42302	Conferences & Meetings	8,350	8,350	8,350
Services & Supplies Subtotal		\$135,175	\$135,432	\$150,556
Total		\$183,227	\$182,795	\$197,202

Regional Memberships				
Account Number	Account Description	FY22-23 Amended Budget	FY22-23 Estimated Actual	FY23-24 Recommended
101-110-00-42007	Transportation Agency of Monterey County	\$1,295	\$1,274	\$1,295
101-110-00-42007	Association of Monterey Bay Area Governments	3,825	3,890	3,950
101-110-00-42007	Monterey Peninsula Chamber of Commerce	775	900	900
101-110-00-42007	Monterey County Mayors Association	1,575	1,575	1,575
101-110-00-42007	Monterey County Business Council	500	500	500
101-110-00-42007	MBUAPCA (Air Pollution Control District)	1,900	1,521	1,900
101-110-00-42007	League of CA Cities	3,380	2,786	3,380
101-110-00-42007	League of CA Cities- Monterey Bay Division	165	300	300
101-110-00-42007	LAFCo	15,840	16,796	16,796
101-110-00-42007	Community Human Services	17,625	17,625	17,625
101-110-00-42007	CoastWalks/Coastal Trail Association	300	300	300
101-110-00-42007	Carmel Chamber of Commerce	475	445	475
Total		\$47,655	\$47,912	\$48,996

CITY ATTORNEY

The City Council appoints the City Attorney. The City Attorney legally represents the City and provides legal advice and/or training to the City Council, City Administrator, boards, commissions, and departments; investigates and resolves claims against the City; defends the City in litigation and administrative actions; initiates and prosecutes litigation on behalf of the City; and drafts and reviews legal documents and agenda items.

Budget Summary and Service Impacts

- The FY 23-24 contract services budget totals \$442,000 and consists of \$360,000 for general legal services (a return to pre-pandemic budget level) and \$75,000 for other specialized legal assistance from the City’s attorney office, including labor negotiations and personnel. The budget total also includes \$7,000 for the City’s attorney’s annual performance evaluation.
- \$75,000 is budgeted for supplementary specialized legal costs, such as wireless communications, and will be reflected in a separate line item. This is a change from prior fiscal years and will help isolate legal costs incurred separately from the City Attorney’s office.

City Attorney				
Account Number	Account Description	FY22-23 Amended Budget	FY22-23 Estimated Actual	FY23-24 Recommended
101-112-00-42001	Contract Services	435,000	181,916	442,000
101-112-00-42004	Legal Costs	75,000	76,513	75,000
Total		\$510,000	\$258,429	\$517,000

ADMINISTRATION

The City Administrator is appointed by the City Council and responsible for the enforcement of City laws and ordinances; ensuring that the orders of the City Council are executed; preparing the budget and monitoring City finances; and managing day-to-day operations. In addition to overseeing City departments, the Administrator also serves as the director of the centralized administrative functions pertaining to the City Clerk, Finance, Human Resources and Information Technology.

2022-2023 Initiatives and Accomplishments

- Ensured the execution of Council policy direction, completion of capital projects, hiring of staff and continuity of daily citywide operations to deliver services in an efficient and effective manner.
- Implemented the newly structured mail home delivery program.
- Implemented digital signatures, continued efforts for digital storage of records, responded to requests for records.

2023-2024 Priorities

- Continue to oversee the City's response to COVID-19 to ensure the safe delivery of City services.
- Explore service delivery alternatives and other options to enhance revenue as directed by Council.
- Continue hiring of staff.

Administration Budget Summary and Service Impacts

The Administration Divisional budget includes funding for the City Administrator's performance evaluation within contract services, office supplies, copier fees, and the citywide postage meter. Funding for the City Administrator's lunches with staff is now separately reflected under Employee Appreciation.



ADMINISTRATION

Office of the City Administrator				
Account Number	Account Description	FY22-23 Amended Budget	FY22-23 Estimated Actual	FY23-24 Recommended
101-111-00-41001	Salaries	\$1,616,020	\$1,246,459	\$1,725,992
101-111-00-41003	Salaries -Part time	36,806	11,342	36,806
101-111-00-41005	Overtime	-	3,764	-
101-111-00-41101	Retirement	93,767	70,803	95,751
101-111-00-41103	Deferred Compensation	48,972	40,143	45,363
101-111-00-41104	Health Insurance	257,888	160,027	294,986
101-111-00-41105	Social Security	-	135	-
101-111-00-41106	Medicare	23,966	17,667	25,560
101-111-00-41107	LTD/STD/Life	1,717	1,256	1,823
101-111-00-41108	Worker's Comp	25,935	29,358	34,130
101-111-00-41109	Benefits-MOU Obligations	4,160	6,395	10,400
Salaries & Benefits Subtotal		\$2,109,231	\$1,587,349	\$2,270,811
101-111-00-42001	Contract Services	\$309,330	\$460,808	\$304,650
101-111-00-42002	Recruiting Services	90,210	30,000	41,100
101-111-00-42003	Auditing Services	48,500	48,500	51,650
101-111-00-42006	Records Management	5,000	4,000	6,000
101-111-00-42009	Advertising and Legal Notices	20,000	19,000	22,000
101-111-00-42015	Other Services	12,000	12,000	12,000
101-111-00-42101	Office Supplies	9,750	10,069	9,325
101-111-00-42102	Publications & Subscriptions	148,335	147,447	250,210
101-111-00-42106	Small Tools and Equipment	7,350	7,350	18,000
101-111-00-42202	Equipment Maintenance	8,500	8,500	42,500
101-111-00-42301	Training & Education	11,750	5,400	10,400
101-111-00-42302	Conferences & Meetings	6,395	5,100	9,200
101-111-00-42304	Dues & Memberships	3,175	2,490	3,970
101-111-00-42305	Mileage Reimbursement	50	-	50
101-111-00-42306	Employee Programs	3,950	3,626	2,950
101-111-00-42307	Employee Appreciation	20,700	7,084	20,700
101-111-00-42403	Printing	6,600	8,359	8,100
101-111-00-42404	Shipping/Postage/Freight	11,950	11,800	11,700
101-111-00-42405	Telephone & Communications	80,000	80,000	80,000
101-111-00-42406	Bank & Merchant Fees	19,000	17,004	18,000
101-111-00-42407	Computer Non Capital	25,000	25,000	32,000
101-111-00-42410	Pre-employment Costs	9,000	4,000	3,000
Services & Supplies Subtotal		\$856,545	\$917,537	\$957,505
Total		\$2,965,776	\$2,504,886	\$3,228,316

ADMINISTRATION

Administration				
Account Number	Account Description	FY22-23 Amended Budget	FY22-23 Estimated Actual	FY23-24 Recommended
101-111-10-42001	Contract Services	\$141,550	\$141,550	\$147,050
101-111-10-42015	Other Services	12,000	12,000	12,000
101-111-10-42101	Office Supplies	5,250	5,250	6,375
101-111-10-42102	Publications & Subscriptions	150	150	150
101-111-10-42302	Conferences & Meetings	1,200	1,200	2,400
101-111-10-42304	Dues & Memberships	1,350	1,350	1,350
101-111-10-42307	Employee Appreciation	1,200	2,584	1,200
101-111-10-42403	Printing	100	100	100
101-111-10-42404	Shipping/Postage/Freight	11,500	11,500	11,500
Services & Supplies Subtotal		\$174,300	\$175,684	\$182,125

CLERK DESCRIPTION

The City Clerk provides timely and accessible service in response to all inquiries and requests for public information and records, and is responsible for the administration of elections, public records requests processing, records management, and the legislative process. Records the City's legislative history through approved minutes and maintaining City Ordinances and the Municipal Code; facilitates applications for appointments to boards and commissions and coordinates Statements of Economic Interest as well as campaign and other financial disclosure-related filings.

City Clerk				
Account Number	Account Description	FY22-23 Amended Budget	FY22-23 Estimated Actual	FY23-24 Recommended
101-111-11-42001	Contract Services	\$46,080	\$52,530	\$39,600
101-111-11-42006	Records Management	5,000	4,000	6,000
101-111-11-42009	Advertising and Legal Notice	15,000	14,000	15,000
101-111-11-42101	Office Supplies	-	319	-
101-111-11-42302	Conferences & Meetings	2,000	500	2,000
101-111-11-42304	Dues & Memberships	260	260	385
101-111-11-42403	Printing	5,000	5,000	5,000
Services & Supplies Subtotal		\$73,340	\$76,609	\$67,985

ADMINISTRATION

FINANCE DESCRIPTION

Finance provides financial analysis, management and reporting through the development of the annual budget, ongoing financial monitoring and reporting of revenues and expenditures. Routine financial duties including vendor payments, payroll, business license processing and the collection of the transient occupancy tax and the administration of pass-through funding to the hospitality and tourism improvement districts. Provides treasury services, invests revenue, and issues and manages debt.

Finance				
Account Number	Account Description	FY22-23 Amended Budget	FY22-23 Estimated Actual	FY23-24 Recommended
101-111-12-42001	Contract Services	\$70,500	\$206,188	\$62,000
101-111-12-42003	Auditing Services	48,500	48,500	51,650
101-111-12-42101	Office Supplies	300	300	-
101-111-12-42102	Publications & Subscriptions	28,485	29,297	27,815
101-111-12-42301	Training & Education	750	900	900
101-111-12-42304	Dues & Memberships	635	-	635
101-111-12-42305	Mileage Reimbursement	50	-	50
101-111-12-42403	Printing	1,200	2,859	2,600
101-111-12-42406	Bank & Merchant Fees	19,000	17,004	18,000
Services & Supplies Subtotal		\$169,420	\$305,048	\$163,650

HUMAN RESOURCES DESCRIPTION

Human Resources recruits, develops, and retains a diverse, well-qualified workforce that reflects the high standards of the community, and leads the City departments in positive employee relations, talent management, succession planning, and employee engagement. Services include employee orientation, recruitment, performance assessment, compensation and job classification assessments, safety and wellness programs; and organization development services efficiently to City departments. Staff is responsible for negotiating Memorandums of Understanding with the City's three bargaining units, subject to Council direction and approval.

The HR divisional budget includes funding for implementing new employee supplemental benefits, managing an updated and expanded citywide Safety Program, and digitizing personnel records using LaserFiche. Funding for the staff appreciation events, such as the annual holiday party, is now separately reflected under Employee Appreciation.

ADMINISTRATION

HR				
Account Number	Account Description	FY22-23 Amended Budget	FY22-23 Estimated Actual	FY23-24 Recommended
101-111-13-42001	Contract Services	\$6,000	\$15,340	\$8,000
101-111-13-42002	Recruiting Services	90,210	30,000	41,100
101-111-13-42009	Advertising & Legal Notice	5,000	5,000	7,000
101-111-13-42101	Office Supplies	700	700	450
101-111-13-42102	Publications & Subscriptions	6,700	5,000	6,000
101-111-13-42301	Training & Education	9,500	3,000	9,500
101-111-13-42302	Conferences & Meetings	2,595	2,800	4,800
101-111-13-42304	Dues & Memberships	800	750	1,600
101-111-13-42306	Employee Programs	3,950	3,626	2,950
101-111-13-42307	Employee Appreciation	19,500	4,500	19,500
101-111-13-42403	Printing	300	400	400
101-111-13-42404	Shipping/Freight/Postage	200	50	200
101-111-13-42410	Pre-employment Costs	9,000	4,000	3,000
Services & Supplies Subtotal		\$154,455	\$75,166	\$104,500

IT Description

Information Technology (IT) provides innovative and secure technology solutions that support City departments in delivering quality services to the community. The purpose of IT is to provide a broad range of high-quality technology-related solutions to employees, departments, Council members, and the community; and to support and continuously improve essential technology infrastructure for enabling day-to-day operations of the City.

IT				
Account Number	Account Description	FY22-23 Amended Budget	FY22-23 Estimated Actual	FY23-24 Recommended
101-111-14-42001	Contract Services	\$45,200	\$45,200	\$48,000
101-111-14-42101	Office Supplies	3,500	3,500	2,500
101-111-14-42102	Publications & Subscriptions	113,000	113,000	216,245
101-111-14-42106	Small Tools and Equipment	7,350	7,350	18,000
101-111-14-42202	Equipment Maintenance	8,500	8,500	42,500
101-111-14-42301	Training & Education	1,500	1,500	-
101-111-14-42302	Conferences & Meetings	600	600	-
101-111-14-42304	Dues & Memberships	130	130	-
101-111-14-42404	Shipping/Postage/Freight	250	250	-
101-111-14-42405	Telephone and Communications	80,000	80,000	80,000
101-111-14-42407	Computer Non capital	25,000	25,000	32,000
Services & Supplies Subtotal		\$285,030	\$285,030	\$439,245

CITYWIDE (NON-DEPARTMENTAL)

Citywide, or non-departmental costs, are expenses that are spread across the entire organization. These items include the unfunded pension liability, the City’s insurance premiums for general liability and property insurance, and the City’s share of costs toward retiree healthcare. Other operational expenses include utilities, property tax assessments and the administrative fee charged by Monterey County for property tax collection.

Budget Summary and Service Impacts

- In addition to the employer contribution toward retirement for City employees, the City also is responsible for pension obligations for the unfunded actuarial liability (“UAL”). This amount decreases by \$75,000, or 4%, in FY 23-24 compared to the FY 22-23 originally Adopted Budget. The FY22-23 lump sum payment was paid in July 2022 for a savings of \$69,000 and those savings were transferred to other budget line items during the fiscal year.
- The City will pay the annual lump sum UAL in July, which will result in approximately \$75,000 of interest savings. Those savings would then be available for other line item expenses.
- The City’s liability insurance premiums are budgeted to increase by \$50,000.
- The utility expenses for the Forest Theater are separated out for tracking purposes, as required by the new lease.

Non-Departmental				
Account Number	Account Description	FY22-23 Amended Budget	FY22-23 Estimated Actual	FY23-24 Recommended
101-130-00-42501	Liability Insurance Premium	\$763,000	\$763,000	\$813,000
101-130-00-42503	PERS Unfunded Accrued Liability Payment	2,082,464	2,082,464	2,007,732
101-130-00-42503	Pension Mitigation Options	1,000,000	1,000,000	1,000,000
101-130-00-42504	Insurance Claims Paid	30,000	-	30,000
101-130-00-42505	Utilities	230,000	300,241	230,000
101-130-00-42506	Property Tax Assessments	83,755	94,024	83,755
101-130-00-42508	Unemployment Costs	15,000	-	15,000
101-130-00-42510	Retiree Health Share	79,980	32,343	79,980
101-130-00-42511	County Property Tax Admin Fees	74,335	74,335	74,335
101-130-00-42512	Forest Theater Utilities	10,000	10,000	10,000
Total		\$4,368,534	\$4,356,406	\$4,343,802

ECONOMIC DEVELOPMENT

Two of the City's unique facilities include the performing arts venue known as the Sunset Community and Cultural Center and the Forest Theater, an outdoor amphitheater. These locations support musical performances, lectures and other cultural activities that enhance the quality of life for residents and promote the City and the Monterey Peninsula as an artistic and cultural destination.

In 2017, the City entered into a lease agreement with the Sunset Cultural Center, Inc. (SCC) for the management of these facilities and the terms of the lease require the City to make an annual grant to SCC to support operations. In 2021, Sunset Cultural Center, Inc.'s management of the Forest Theater ended. The annual grant for management of only Sunset Center remains in the budget.

In 2021, the City entered into a lease agreement with Pac Rep Theater for the management of the Forest Theater. This new lease does not require an operational grant payment. Rather, the City pays for a portion of utilities and repairs, which are budgeted in the Citywide (Non-Departmental) and Public Works budgets, respectively.

The City funds the Monterey County Convention and Visitors Bureau (MCCVB) and Visit Carmel to manage visitors. Visit Carmel maintains the City's official travel website (www.carmelcalifornia.com) and develops targeted and seasonal marketing campaigns to encourage visitors to stay overnight, dine, and shop within the Village.

In addition to supporting these organizations with General Fund revenues, the City also collects a tourism improvement district assessment from its lodging establishments on behalf of the County and remits these pass-thru funds to MCCVB on a bi-monthly basis. The City also collects an assessment on lodging through the Carmel Hospitality Improvement District and remits these funds to Visit Carmel for the marketing of overnight stays within the Village during mid-week and the non-peak season. As of January 1, 2019, the City also began collecting an assessment from full-service restaurants on behalf of the Carmel Restaurant Improvement District and remits these funds to Visit Carmel for marketing efforts to increase food and beverage sales within the City.

Another partner agency is the Carmel Chamber of Commerce, which operates the Visitor Center in town, publishes a comprehensive visitor guide, and assists businesses. The Chamber also supports small businesses and provides services to assist its members, including listing businesses on the Chamber website, providing educational programs, conducting outreach with businesses via weekly business walks with City elected officials and staff and marketing opportunities to "shop locally".

ECONOMIC DEVELOPMENT

Budget Summary and Service Impacts

Visit Carmel has been budgeted funding in the amount of \$120,000 annually. Funding to MCCVB is \$204,030 equates to 3% of the FY23-24 transient occupancy tax revenue budget of \$6.8 million.

Marketing & Economic Development					
Account Number	Account Description	Details	FY22-23 Amended Budget	FY22-23 Estimated Actual	FY23-24 Recommended
101-122-00-42008	Mktg & Economic Dev	SCC- Sunset Center Operating Grant	\$750,000	\$750,000	\$750,000
101-122-00-42008	Mktg & Economic Dev	MCCVB	200,010	200,010	204,030
101-122-00-42008	Mktg & Economic Dev	Visit Carmel	120,000	120,000	120,000
101-122-00-42008	Mktg & Economic Dev	Carmel Chamber of Commerce	60,000	60,000	60,000
Total			\$1,130,010	\$1,130,010	\$1,134,030



LIBRARY AND COMMUNITY ACTIVITIES

The Library is an efficient medium for the free and equitable distribution and exchange of books, information, and ideas; and a recognized social center providing the community with a place to learn, interact and gather. The Library aspires to be a welcoming place, in-person and virtually, where reading, learning and imagination thrive; a recognized leader and respected voice in our community; and a model library in our industry.

A five-member Board of Trustees appointed by the City Council governs the Library. The Harrison Memorial Library Board of Trustees, the Carmel Public Library Foundation, Harrison Memorial Library Friends of the Library, and the City work together in partnership to sustain the vital and historic tradition of providing free public library service of excellent quality for the residents and visitors of the City of Carmel and the Monterey Peninsula

2022-2023 Workload Indicators / Performance Measures

- 13,138 reference and information questions were answered.
- 1,808 library cards were issued.
- 67,388 library items were circulated.
- 4,878 people attended library programs.
- 116,854 visits were made to the library.
- 9,623 log-ins were made to library wi-fi.
- 70,638 digital items (e-books, audios, magazines, films, music) were accessed.



2022-2023 Initiatives and Accomplishments

- Expanded library hours to 5 days a week.
- Completed the conversion of the collection to Radio Frequency Identification (RFID), including purchasing new self-checks to streamline the check-in/out process for both staff and patrons.
- Engaged an architect for the Library Master Plan.
- Began a rebranding project in partnership with the Carmel Public Library Foundation
- Added additional programming for Children of all ages and launched a small program series for adults.

2023-2024 Priorities

- Restore Saturday hours.
- Continue the implementation of the Library's Strategic Plan.

Budget Summary and Service Impacts

The City funds the personnel and building maintenance costs for operating the Main and Park Branch libraries. The sources of funding for library materials, programs and services are the Carmel Public Library Foundation, the Friends of the Library, and other donations.

LIBRARY AND COMMUNITY ACTIVITIES

Library				
Account Number	Account Description	FY22-23 Amended Budget	FY22-23 Estimated Actual	FY23-24 Recommended
101-120-00-41001	Salaries	\$800,482	\$607,969	\$796,461
101-120-00-41003	Salaries -Part time	122,007	65,676	228,106
101-120-00-41101	Retirement	43,673	34,470	46,077
101-120-00-41103	Deferred Compensation	8,700	12,399	15,000
101-120-00-41104	Health Insurance	91,987	74,291	129,079
101-120-00-41105	Social Security	7,564	3,986	11,142
101-120-00-41106	Medicare	13,376	9,570	14,856
101-120-00-41107	LTD/STD/Life	1,192	964	1,311
101-120-00-41108	Worker's Comp	18,990	21,656	25,204
101-120-00-41109	Benefits-MOU Obligations	16,120	12,535	16,640
Salaries & Benefits Subtotal		\$1,124,091	\$843,515	\$1,283,876
101-120-00-42001	Contract Services	5,530	5,530	5,530
Services & Supplies Subtotal		\$5,530	\$5,530	\$5,530
Total		\$1,129,621	\$849,045	\$1,289,406



LIBRARY AND COMMUNITY ACTIVITIES

The Community Activities department and Commission encourage and support the interaction of neighbors, friends, families and visitors through the shared experience of special events, programs, and gatherings which bring the community together virtually and in-person safely on the City's streets and in its parks and create opportunities to interact, celebrate, enrich people's lives, and promote inclusiveness.

The Community Activities department facilitates the weekly Farmers' Market, permitting for special events, beach events, and filming, the City's annual special events (Memorial Day, 4th of July, Sandcastle Contest, Pumpkin Roll, Halloween Parade, Veteran's Day, Homecrafters' Marketplace, and Holiday Menorah and Tree-lighting), and manages the Vista Lobos Community Room and the Scout House.

2022-2023 Workload Indicators/Performance Measures

- Planned and facilitated nine City special events.
- An estimated 5,000 people attended City Special Events.
- Issued 40 event, beach, and film permits.

2022-2023 Initiatives and Accomplishments

- Held first Community Group Fair as part of the Farmers' Market.
- Completed streamlining special event, beach, and film permit process.
- Began beta testing the 3rd Thursday initiative.

2023-2024 Priorities

- Explore ideas for new events.
- As part of the Community Activities Strategic Plan, implement a "Citizens Academy" to educate new community members and others interested in how to participate in the civic process in Carmel and acquaint them with all things City.
- Continue collaborating with local organizations like Sunset Center or the Monterey Pops on special events.

Budget Summary and Service Impacts

Community Activities department expenses include costs for advertising, banners and signage, event and office supplies for City events, equipment replacements, Community Activities Commission initiatives, and the Farmers' Market.

LIBRARY AND COMMUNITY ACTIVITIES

Community Activities				
Account Number	Account Description	FY22-23 Amended	FY22-23 Estimated	FY23-24 Recommended
101-121-00-41001	Salaries	\$131,665	\$129,406	\$143,756
101-121-00-41101	Retirement	10,362	10,185	11,314
101-121-00-41103	Deferred Compensation	1,800	1,901	2,100
101-121-00-41104	Health Insurance	13,964	13,068	33,257
101-121-00-41106	Medicare	1,909	1809.84	2,084
101-121-00-41107	LTD/STD/Life	195	173	195
101-121-00-41108	Worker's Comp	6,276	7,122	8,269
101-121-00-41109	Benefits-MOU Obligations	2,080	1964.52	2,080
Salaries & Benefits Subtotal		\$168,251	\$165,629	\$203,055
101-121-00-42001	Contract Services	\$39,220	\$39,220	\$35,975
101-121-00-42005	Community Promotions	19,500	19,500	56,567
101-121-00-42009	Advertising and Legal Notice	8,500	8,500	7,350
101-121-00-42101	Office Supplies	300	300	300
101-121-00-42403	Printing	2,500	2,500	1,050
Services & Supplies Subtotal		\$70,020	\$70,020	\$101,242
Total		\$238,271	\$235,649	\$304,297



COMMUNITY PLANNING AND BUILDING

The Community Planning and Building Department (CPB) includes the Planning, Building and Code Compliance Divisions and is responsible for preserving community character while fostering a vibrant community and a high quality of life for its residents, businesses and visitors.

- The **Planning Division** processes current development applications, maintains the General Plan, and ensures that capital programs, zoning and other activities of the City are consistent with the goals and policies of the Plan.
- The **Building Safety Division** is responsible for plans examination and inspections of City and private development projects to ensure compliance with building codes.
- The **Code Compliance Division** ensures compliance with the City Municipal Code. This function includes public education and outreach on existing laws and resolving code violations.

2022-2023 Initiatives and Accomplishments

- Adopted Phase 1 update of the City's Historic Context Statement to add the period from 1966 through 1986.
- Adopted an ordinance amending the City's regulations on timeshares.
- Completed the scanning/digitizing of physical property files. 100% of parcels have now been digitized and made available for viewing through the City's GIS map.
- Significant progress on an updated Wireless Ordinance, including robust public participation and complete redraft to existing regulations.
- Implemented several measures in line with the CPB 2019 strategic plan's customer service, technology, and streamlining goals including but not limited to: Implementing a fully online payment system, simplifying CPB's website portal, completing scanning/digitizing files, refreshing SOPs for the Building and Planning processes.
- Multiple community workshops and meetings for the Design Traditions 1.5 Project, culminating in the release of a first draft updates to the Commercial and Residential Guidelines.
- Completed housing feasibility study in accordance with State "SB 2", local "LEAP", regional "REAP" grants and began work in earnest on General Plan Housing Element update for completion by December, 2023.
- Implemented a 7-day per week code compliance program, with an emphasis on construction impacts, unpermitted work, and short-term rental enforcement.
- Purchased and rolled-out of two (2) residential electric vehicles for Planning, Building, and Code Compliance inspections.

COMMUNITY PLANNING AND BUILDING

2023-2024 Priorities

- Continued implementation of the CPB 2019 strategic plan, with a focus on customer service, technology, and streamlining processes.
- Adopt General Plan Housing Element and Safety Element updates by December, 2023 in accordance with State “SB 2”, local “LEAP”, regional “REAP” grants.
- Adopt Phase 2 (final phase) of the Historic Context Statement update.
- Adoption of: (1) updated Accessory Dwelling Unit Ordinance; (2) updated Wireless Ordinance.
- Scanning/digitizing of rolled building plans currently in storage at Vista Lobos.
- Adoption of updated Design Guidelines and Zoning Code through the Design Traditions 1.5 Project.
- Engage staff to participate in more training opportunities to continue the professionalization and growth of the Community Planning and Building Department.

Budget Summary and Service Impacts

- Contract services include \$247,000 representing State, local and regional grants for housing studies and General Plan updates, \$40,000 for scanning rolled plans stored at Vista Lobos, and \$80,000 for the Phase 2 update of the Historic Context Statement.
- In an effort to continue professionalizing and growing the Community Planning and Building Department, the overall budget for training and education has been increased by approximately 25%.

Community Planning & Building				
Account Number	Account Description	FY22-23 Amended	FY22-23 Estimated	FY23-24 Recommended
101-115-00-41001	Salaries	\$1,220,334	\$1,111,852	\$1,298,806
101-115-00-41005	Overtime	-	5,174	3,452
101-115-00-41101	Retirement	60,815	50,183	63,654
101-115-00-41103	Deferred Compensation	8,100	8,617	9,900
101-115-00-41104	Health Insurance	225,775	216,607	276,527
101-115-00-41106	Medicare	17,694	15,472	18,832
101-115-00-41107	LTD/STD/Life	1,559	1,424	1,613
101-115-00-41108	Worker's Comp	19,183	21,727	25,245
101-115-00-41109	Benefits-MOU Obligations	18,720	17,354	18,720
Salaries & Benefits Subtotal		\$1,572,180	\$1,448,411	\$1,716,749
101-115-00-42001	Contract Services	\$603,400	\$291,702	\$468,400
101-115-00-42009	Advertising and Legal Notice	500	500	500
101-115-00-42101	Office Supplies	3,650	3,716	6,400
101-115-00-42102	Publications & Subscriptions	425	1,125	1,425
101-115-00-42104	Safety Equipment and Supplies	800	800	800
101-115-00-42107	Gas and Oil	480	474	250
101-115-00-42115	Other Supplies	7,600	14,213	2,900
101-115-00-42301	Training & Education	8,015	8,192	9,805
101-115-00-42302	Conferences & Meetings	3,350	1,377	8,350
101-115-00-42304	Dues & Memberships	4,480	2,199	7,980
101-115-00-42305	Mileage Reimbursement	150	-	-
101-115-00-42403	Printing	3,000	1,000	1,000
Services & Supplies Subtotal		\$635,850	\$325,298	\$507,810
Total		\$2,208,030	\$1,773,708	\$2,224,559

COMMUNITY PLANNING AND BUILDING

Community Planning & Building: Planning				
101-115-20-42001	Contract Services	\$489,600	\$196,702	\$367,600
101-115-20-42009	Advertising and Legal Notice	500	500	500
101-115-20-42101	Office Supplies	3,000	3,066	6,400
101-115-20-42102	Publications & Subscriptions	125	125	1,425
101-115-20-42104	Safety Equipment and Supplies	800	800	800
101-115-20-42115	Other Supplies	6,800	7,016	2,900
101-115-20-42301	Training & Education	4,325	4,325	5,325
101-115-20-42302	Conferences & Meetings	2,000	77	4,000
101-115-20-42304	Dues & Memberships	2,400	1,200	3,100
101-115-20-42305	Mileage Reimbursement	100	-	-
101-115-20-42403	Printing	3,000	1,000	1,000
Services & Supplies Subtotal		\$512,650	214,812	\$393,050

Community Planning & Building: Building				
101-115-21-42001	Contract Services	\$102,800	\$85,000	\$90,800
101-115-21-42101	Office Supplies	400	400	-
101-115-21-42102	Publications & Subscriptions	300	1,000	-
101-115-21-42107	Gas and Oil	480	474	250
101-115-21-42115	Other Supplies	500	7,000	-
101-115-21-42301	Training & Education	3,240	3,240	4,480
101-115-21-42302	Conferences & Meetings	350	500	3,350
101-115-21-42304	Dues & Memberships	2,080	599	2,080
101-115-21-42305	Mileage Reimbursement	50	-	-
Services & Supplies Subtotal		\$110,200	\$98,213	\$100,960

Community Planning & Building: Code Compliance				
101-115-22-42001	Contract Services	\$11,000	\$10,000	\$10,000
101-115-22-42101	Office Supplies	250	250	-
101-115-22-42107	Gas and Oil	300	196	-
101-115-22-42115	Other Supplies	450	627	-
101-115-22-42301	Training & Education	1,000	800	1,000
101-115-22-42302	Conferences & Meetings	-	400	2,800
Services & Supplies Subtotal		\$13,000	\$12,273	\$13,800

PUBLIC WORKS

The mission of the Public Works Department is to plan, design, construct, operate, and maintain public infrastructure, streets, sidewalks, storm drains, building facilities, the urban forest, parks, and beach that contribute to the health, safety, and well-being of the Village. Public Works consists of an administrative unit and five operating divisions with responsibilities as follows:

Administration Unit: prepares Council agenda reports, monthly status reports, and annual 5-year Capital Improvement Plans, make presentations, serves as Executive Team liaison to the Forest and Beach Commission and on the TAMC TAC and Traffic Safety Committees, performs engineering services, and provides administrative support, budgeting, scheduling, and performance oversight of the operating divisions.

Environmental Compliance: enforces State storm water quality and waste reduction/ recycling regulations, oversees the City's waste hauler contract, implements Climate Action and Adaptation Plan projects, serves on Monterey Regional Stormwater Management Program and ReGen Monterey TAC committees, manages sensitive projects in the North Dunes and MTNP, evaluates energy reduction initiatives, and coordinates with environmental, resiliency, and sustainability-focused partners.



Facilities Maintenance: maintains and repairs 15 City-owned buildings and facilities with 149,050 square feet, including six historic buildings nearly 100 years old, supports facility renovation capital improvement projects, oversees janitorial contract, obtains quotes and manages trade contractors, implements annual ADA project, and performs annual fire safety apparatus, generators, and backflow inspections.

Forestry, Parks and Beach: prepares reports and staffs Forest & Beach Commission meetings, maintains eight City parks, Carmel Beach, open spaces and landscaped islands, collaborates with volunteer organizations, processes tree removal/pruning permits, reviews development applications, manages multiple on-call tree care and landscape maintenance service contractors, performs tree planting, pruning, and dead or unsafe tree removal services, and provides emergency response during storms.

Project Management: supplemented by project management, architectural and engineering consultants, implements planning, engineering, design, public bidding, and construction- oriented capital improvement projects, performs condition assessments, manages contractors, coordinates with utilities and other departments, checks grading, drainage, and street improvement plans, obtains permits, and prepares specifications, contract documents, and cost estimates.

Street Maintenance: supervises Public Works field personnel and allocates equipment and resources, repairs streets, potholes, sidewalks, curbs, fencing, storm drainage system, berms, traffic signs, striping, and pavement markings, performs street sweeping, provides fleet maintenance services, reviews utility and encroachment permit applications, supports City events, and provides emergency response.

PUBLIC WORKS

2022-2023 Initiatives and Accomplishments

- Tracked incidents during significant storms in January and March 2023 and cleaned up.
- Launched the Coastal Engineering Study, which included a condition assessment of the shoreline infrastructure - a key Climate Adaptation Plan project.
- Updated Municipal Code Chapter 17 related to storm water requirements.
- For the Police Building renovation, supported the Council Ad Hoc Committee, prepared a Request for Proposal, selected an architect with expertise in police operations, and began a detailed facilities condition assessment and options evaluation.
- Prepared a Request for Proposal, Operations and Maintenance Agreement, and Site Lease for renovation, activities programming, and facility maintenance of the Scout House.
- Carmel Cares installed 800 native plants in the Forest Theater at no cost to the City.
- Awarded three, On-Call Tree Services Contracts covering the next three fiscal years.
- Awarded On-Call Landscape Maintenance Service Contract after a two-year gap.
- Designed, bid, and will complete construction of the City Hall Retaining Wall Repair Project.
- Completed design of 2 Mission Trails Nature Preserve projects: 3 Drainage Improvements for Stream Stability, and Well Abandonment and Tank and Pump House Removals.
- Substantially completed the design of six facility renovation projects for City Hall, Harrison Memorial Library, and Sunset Center.
- Updated the citywide Storm Drain Master Plan to reflect 20-year, rather than 10-year, storm events, to evaluate drainage improvements needed to adapt to climate change.
- Performed Pavement Condition Assessment and updated the StreetSaver Pavement Management System database.
- Performed building condition assessments for City Hall, Fire Station, Public Works, and Vista Lobos facilities.
- Purchased an electric street sweeper utilizing a \$250,000 rebate from 3CE.
- Held the inaugural Earth Day celebration, in conjunction with the annual Arbor Day event.



PUBLIC WORKS

2023-2024 Priorities

- Complete construction of the following Capital Improvement Projects:
 - MTNP – 3 Drainage Improvements for Stream Stability
 - MTNP – Well Abandonment, and Removal of Tank and Pump House
 - FY 21 Street Paving Project
 - FY 23 Concrete Street Repairs Project
- 4 Facility Renovation Projects: City Hall Roof Replacement, HML Exterior/Interior Painting, Sunset Center Hazardous Materials Remediation and Exterior Painting, and Cottage Window Repairs.
- Complete engineering and design of the following Capital Improvement Projects:
 - FY 24 Street Paving Project
 - City-wide Drainage System Repairs and Bottlenecks
 - Electrical Panel Upgrades at Four Buildings
- For the Coastal Engineering Study, substantially complete the Shoreline and Beach Change Analysis, Erosion Exposure Modeling, and Coastal Hazard and Sea Level Rise Vulnerability, High Priority Adaptation, Identification, and Action Plan.
- For the Police/Public Works Building, complete the condition assessment, reflecting safety concerns, police operations/POST standards, code deficiencies, and deferred maintenance. Begin to implement Council direction in terms of renovations, reconstruction, and/or pursuit of an entirely new public safety facility.
- For the Urban Forest Master Plan, complete technical studies, engage in community outreach, and prepare and present the Master Plan Report.
- For the Scout House, enter into an Operations and Maintenance Agreement and Site Lease with a qualified contractor, complete design, and begin the renovation.
- Establish an Underground Utility District utilizing PG&E Rule 20A funds.
- Plant at least 60 new trees, and reduce the backlog of tree stump removals.
- Implement beautification projects, including landscaping along the Ocean Avenue Median Islands.



PUBLIC WORKS

Budget Summary and Service Impacts

- The Administration Unit budget includes funding for Contract Services (\$22,500), including uniforms, copier lease, and software contracts, training (\$12,000), safety equipment (\$10,000), subscriptions (\$6,500), and office supplies (\$5,000). Deleted \$50,000 for project management consultant fees which are charged to CIP projects. Line item increases reflect filled all field positions.
- The Street Division budget includes funding for Materials and Supplies (\$67,000) for black mutt mitts, asphalt, sidewalk pavers, and traffic paint, Equipment and Vehicle Maintenance (\$37,000), Fuel (\$48,000), and Contract Services (\$65,000) including reconstruction of the San Antonio Pathway, between Second and Fourth Avenues damaged by January storms (not a CIP project) and subject to FEMA reimbursement. Pink Mutt Mitts for all dispensers would increase the budget by \$34,800.
- The Facilities Maintenance Division budget approximates the Amended Budget for FY 22/23, with increases due to deteriorating older buildings, inflation, and reduced contractor availability. The budget includes funding for Contract Services (\$597,000) including janitorial (\$272,000), alarm monitoring, and generator services, dumbwaiter decommissioning, and HVAC, plumbing, roofing, and electrical repairs, and Materials & Supplies (\$109,000) for doors, hardware, lighting, filters, plumbing, and first aid supplies.
- The Environmental Compliance Division budget includes funding for Contract Services (\$252,500), including SB1383 implementation, recycling containers, and waste hauler oversight (\$85,000), stormwater quality enforcement and watershed monitoring (\$51,000). As well as Vactor cleaning of storm drains, on-call environmental consultants, and climate change initiatives, and Permits and Licenses (\$13,000) for stormwater and Air Resources District permits and MTNP invasive removals and North Dune habitat monitoring services.
- The Forestry, Parks, and Beach Division budget includes funding for Contract Services (\$941,500), including tree contractors for removals, pruning, stump grinding, MTNP tree removals, and beautification projects (\$345,000), landscape maintenance contract (\$175,000), storm emergency response (\$125,000), and consulting services (\$100,000), and Materials and Supplies (\$76,000) for trees, landscaping, irrigation supplies, and playground repairs. Tree contract budgets have increased to reflect numerous dead/unsafe tree removals due to drought and severe storms, and the backlog of stumps.



PUBLIC WORKS

Public Works Department Total				
Account Number	Account Description	FY22-23 Amended Budget	FY22-23 Estimated Actual	FY23-24 Recommended
101-119-00-41001	Salaries	\$2,136,494	\$1,743,063	\$2,357,827
101-119-00-41005	Overtime	8,800	25,690	15,000
101-119-00-41101	Retirement	115,821	95,859	127,616
101-119-00-41103	Deferred Compensation	18,612	18,575	23,223
101-119-00-41104	Health Insurance	342,020	295,162	437,009
101-119-00-41106	Medicare	30,980	24,797	34,189
101-119-00-41107	LTD/STD/Life	2,988	2,548	3,201
101-119-00-41108	Worker's Comp	82,157	93,280	108,118
101-119-00-41109	Benefits-MOU Obligations	33,280	30,343	33,280
Salaries & Benefits Subtotal		\$2,771,152	\$2,329,314	\$3,139,463
101-119-00-42001	Contract Services	\$1,577,630	\$1,577,630	\$1,868,250
101-119-00-42009	Advertising and Legal Notice	2,500	2,500	2,500
101-119-00-42101	Office Supplies	5,000	5,000	5,000
101-119-00-42102	Publications & Subscriptions	5,500	5,500	6,500
101-119-00-42104	Safety Equipment and Supplies	8,400	8,400	10,000
101-119-00-42105	Materials and Supplies	239,940	239,934	252,000
101-119-00-42106	Small Tools and Equipment	1,000	1,000	2,000
101-119-00-42107	Gas and Oil	46,000	46,000	48,000
101-119-42-42201	Building Maintenance	8,880	8,880	-
101-119-00-42202	Equipment Maintenance	10,000	10,000	10,000
101-119-00-42203	Vehicle Maintenance	41,500	41,500	27,000
101-119-00-42301	Training & Education	8,000	8,000	12,000
101-119-00-42304	Dues & Memberships	2,875	2,875	3,500
101-119-00-42403	Printing	2,000	2,000	2,000
101-119-00-42408	Permits and Licenses	11,067	11,067	13,000
101-119-00-42409	Rentals	4,000	4,000	8,000
101-119-42-43006	Other Assets	28,791	28,791	-
Services & Supplies Subtotal		\$2,003,083	\$1,974,286	\$2,269,750
Total		\$4,774,235	\$4,303,601	\$5,409,213

PUBLIC WORKS

PW Administration				
Account Number	Account Description	FY22-23 Amended Budget	FY22-23 Estimated Actual	FY23-24 Recommended
101-119-40-42001	Contract Services	\$66,400	\$66,400	\$22,500
101-119-40-42009	Advertising and Legal Notice	2,500	2,500	2,500
101-119-40-42101	Office Supplies	5,000	5,000	5,000
101-119-40-42102	Publications & Subscriptions	5,500	5,500	6,500
101-119-40-42104	Safety Equipment and Supplies	8,400	8,400	10,000
101-119-40-42301	Training & Education	8,000	8,000	12,000
101-119-40-42304	Dues & Memberships	2,875	2,875	3,500
101-119-40-42403	Printing	2,000	2,000	2,000
Services & Supplies Subtotal		\$100,675	\$100,675	\$64,000

PW Street				
Account Number	Account Description	FY22-23 Amended Budget	FY22-23 Estimated Actual	FY23-24 Recommended
101-119-41-42001	Contract Services	\$114,155	\$114,155	\$65,000
101-119-41-42105	Materials and Supplies	74,140	74,140	67,000
101-119-41-42106	Small Tools and Equipment	1,000	1,000	2,000
101-119-41-42107	Gas and Oil	46,000	46,000	48,000
101-119-41-42202	Equipment Maintenance	10,000	10,000	10,000
101-119-41-42203	Vehicle Maintenance	41,500	41,500	27,000
101-119-41-42409	Rentals	4,000	4,000	8,000
Services & Supplies Subtotal		\$290,795	\$290,795	\$227,000

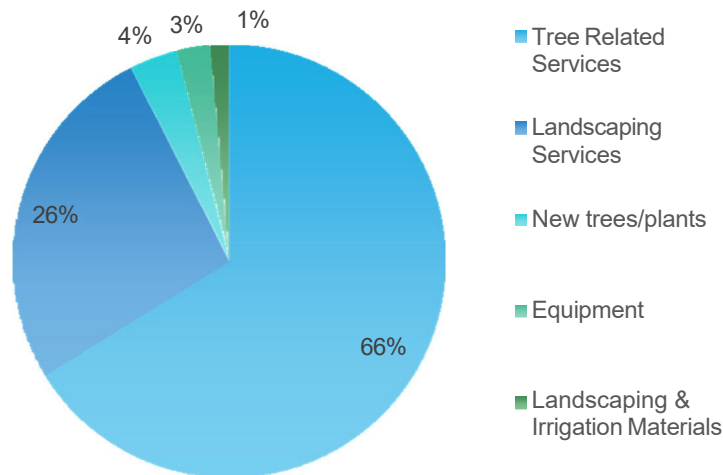
PW Facilities				
Account Number	Account Description	FY22-23 Amended Budget	FY22-23 Estimated Actual	FY23-24 Recommended
101-119-42-42001	Contract Services	\$571,774	\$571,774	\$587,000
101-119-42-42105	Materials and Supplies	90,800	90,800	109,000
101-119-42-42201	Building Maintenance	8,880	8,880	-
101-119-42-43006	Other Assets	28,791	28,791	-
Services & Supplies Subtotal		\$700,245	\$700,245	\$696,000

PUBLIC WORKS

PW Environmental Compliance				
Account Number	Account Description	FY22-23 Amended Budget	FY22-23 Estimated Actual	FY23-24 Recommended
101-119-43-42001	Contract Services	\$215,255	\$215,255	\$252,250
101-119-43-42105	Materials and Supplies	-	-	-
101-119-43-42408	Permits and Licenses	11,067	11,067	13,000
Services & Supplies Subtotal		\$226,322	\$226,322	\$265,250

PW Forest & Beach				
Account Number	Account Description	FY22-23 Amended Budget	FY22-23 Estimated Actual	FY23-24 Recommended
101-119-45-42001	Contract Services	\$610,046	\$610,046	\$941,500
101-119-45-42105	Materials and Supplies	75,000	74,994	76,000
Services & Supplies Subtotal		\$685,046	\$685,040	\$1,017,500

FY23-24 PW F&B Expenditure Detail



Type of Expenditure	Budget	Percentage
Tree Related Services	\$ 673,500	66%
Landscaping Services	268,000	26%
New trees/plants	36,000	4%
Equipment	26,000	3%
Landscaping & Irrigation Materials	14,000	1%
Total	\$ 1,017,500	100%

PUBLIC SAFETY

The Director of Public Safety/Police Chief manages the Public Safety Department and three distinct functions:

The **Police Department** is responsible for law enforcement and crime prevention within the City. The mission of the Department is to protect and serve, with the primary responsibility of ensuring the rights of citizens and visitors to live in peace and safety. It also oversees the management and operation of the Emergency Operations Center; the Volunteers in Policing Program that assists with daily clerical activities, errands, public outreach and special events and the City Community Emergency Response Team of volunteers ready to assist the community during an emergency situation.

The **Fire Department** is primarily responsible for saving lives and protecting property through the prevention and control of fires. The Fire Department has operated under a contract with the City of Monterey since 2012. The Public Safety Department manages the contract with the City of Monterey and is responsible for oversight of needed equipment and supplies.


Carmel Fire Ambulance provides advanced life support ambulance service to the residents of Carmel-by-the-Sea. Ambulance staffing includes paramedic-firefighters and emergency medical technician- firefighters to provide front line medical emergency response and all-hazard response as a key component of the City's public safety services. The City of Monterey also provides administrative oversight of this function through a contractual agreement managed by the Public Safety Department.



PUBLIC SAFETY

2022-2023 Initiatives and Accomplishments

- Vacancies were filled to include (1) Firefighter/Paramedic, (1) Police Officer, (1) Community Services Officer, and (1) Dispatcher. Continued recruitments to fill Police Officer and Dispatcher positions are ongoing.
- In the process of developing new contract language for Fire services with the City of Monterey.
- New portable radios were purchased to improve radio communications for the transition from analog to digital for police services. A new radio tower was purchased in conjunction with Monterey County and is in the process of being constructed for activation.
- A new parking management software system was implemented for parking/permit issuance. Paid parking is also being explored as part of the parking management system.
- Body worn camera and taser contracts were renewed.
- To enhance public safety within the village, new license plate reader cameras were purchased and installed throughout the city. Additionally, the camera capture program was implemented, and the use of volunteer groups like (VIPS) volunteers in policing and (CERT) Community Emergency Response Team were utilized during essential Situations such as storms and flooding.
- In December 2022, and January 2023 utilized Police Officers, Public Works, City Staff and (CERT) Community Emergency Response Team members along with (VIPS) Volunteers in Policing for countywide emergency flood and storm evacuations/power outages.
- Our VIP (Volunteers in Policing) program had an accumulated almost 269 hours of volunteer time designated to storm preparation and aid during the county wide storm emergency. The Volunteer in Policing (V.I.P.) program is composed of people who give freely of their time. They enjoy the satisfaction of providing worthwhile contributions to departmental personnel and the Community of Carmel. They are motivated by their interest in a higher quality of life for Carmel, and their own ability to liberate and officer's time for greater enforcement and investigated impact.
- Our Carmel CERT (Community Emergency Response Team) was also integral to our safety in the community and was activated multiple times during the storm emergency to help with power outages, contacting residents, and assisting in life saving measures alongside police, fire, and ambulance services. Our CERT Team is made up of 30 dedicated volunteers who support our village as well as provide mutual aid to our neighboring communities. During emergencies or disasters, both self-reliance and the use of volunteers under professional direction will be necessary. CERT provides community members with the disaster related know how they need to be self-sufficient and support others until further help can arrive.



PUBLIC SAFETY

2023-2024 Priorities

- Continue recruitments to fill additional Police Officer(s) and Dispatcher(s) positions to become fully staffed.
- Complete Police Department renovation project.
- Continue to work with contracted services for paid parking implementation in the downtown area of the village.
- Upgrade outdated computer equipment in police vehicles and parking scooters.
- Increase training for staff in preparation for promotional advancement and growth.

Fire

- The FY 23-24 Budget increases by \$87,447 over the FY 22-23 Amended Budget. Contract services include fire services provided to the Village by the City of Monterey (\$2,950,700) and dispatch services (\$25,000). Funding for a wildfire risk assessment is also included within the budget (\$20,000).
- The FY 23-24 Budget also includes funding for fuel (\$19,000) and vehicle maintenance (\$35,000) as Carmel is responsible for vehicle repair and replacement under the contract with Monterey.

Fire				
Account Number	Account Description	FY22-23 Amended Budget	FY22-23 Estimated Actual	FY23-24 Recommended
101-117-00-42001	Contract Services	\$2,905,342	\$2,905,342	\$3,018,289
101-117-00-42005	Community Promotions	500	500	1,000
101-117-00-42103	Medical Supplies	3,000	0	3,000
101-117-00-42104	Safety Equipment and Supplies	7,000	7,000	27,500
101-117-00-42107	Gas and Oil	14,000	14,000	19,000
101-117-00-42202	Equipment Maintenance	4,450	4,450	6,950
101-117-00-42203	Vehicle Maintenance	89,000	89,000	35,000
Total		\$3,023,292	\$3,020,292	\$3,110,739

PUBLIC SAFETY

Ambulance

- The FY 23-24 Budget increases by \$142,377 over the FY 22-23 Amended Budget. Overtime reflects an anticipated decrease due to being fully staffed. Contract services include station coverage by the City of Monterey as needed (\$170,000), ambulance billing (\$48,000), Monterey Fire management of Ambulance personnel (\$24,000). Other major expenses include medical supplies (\$48,150), fuel and vehicle maintenance (\$21,000), safety equipment (\$37,000) and required training to maintain credentials (\$19,000).

Ambulance				
Account Number	Account Description	FY22-23 Amended Budget	FY22-23 Estimated Actual	FY23-24 Recommended
Salaries & Benefits Subtotal		\$1,255,810	\$1,205,463	\$1,351,817
101-118-00-42001	Contract Services	\$272,163	\$272,163	\$275,483
101-118-00-42101	Office Supplies	1,300	1,300	1,000
101-118-00-42103	Medical Supplies	49,150	49,150	48,150
101-118-00-42104	Safety Equipment and Supplies	12,000	12,000	37,000
101-118-00-42107	Gas and Oil	21,000	21,000	21,000
101-118-00-42201	Building Maintenance	4,500	4,500	7,000
101-118-00-42202	Equipment Maintenance	3,500	3,500	4,000
101-118-00-42203	Vehicle Maintenance	17,000	17,000	27,000
101-118-00-42301	Training & Education	12,800	12,800	19,150
Services & Supplies Subtotal		\$393,413	\$393,413	\$439,783
Total		\$1,649,223	\$1,598,876	\$1,791,600

PUBLIC SAFETY

Police

- The FY 23-24 Budget increases by \$231,852 over the FY 22-23 Amended Budget. The Department will continue to focus on patrol and responding to public safety needs.
- The FY 23-24 Budget reflects an increase of \$80,151 in services and supplies over FY 22-23. The increase is primarily the result of upgrading aging equipment, and an increase in ammunition prices, providing CERT team uniforms and equipment, and training and supplies needed to fill vacant positions. Training expenses were increased to add Critical Incident Training, De-escalation and Racial Bias Training for all department members. Contract services include expenses critical to operations including dispatch, jail booking and animal services provided by Monterey County; tasers, body and surveillance cameras and associated software and maintenance costs. Fuel costs are projected to increase as well.

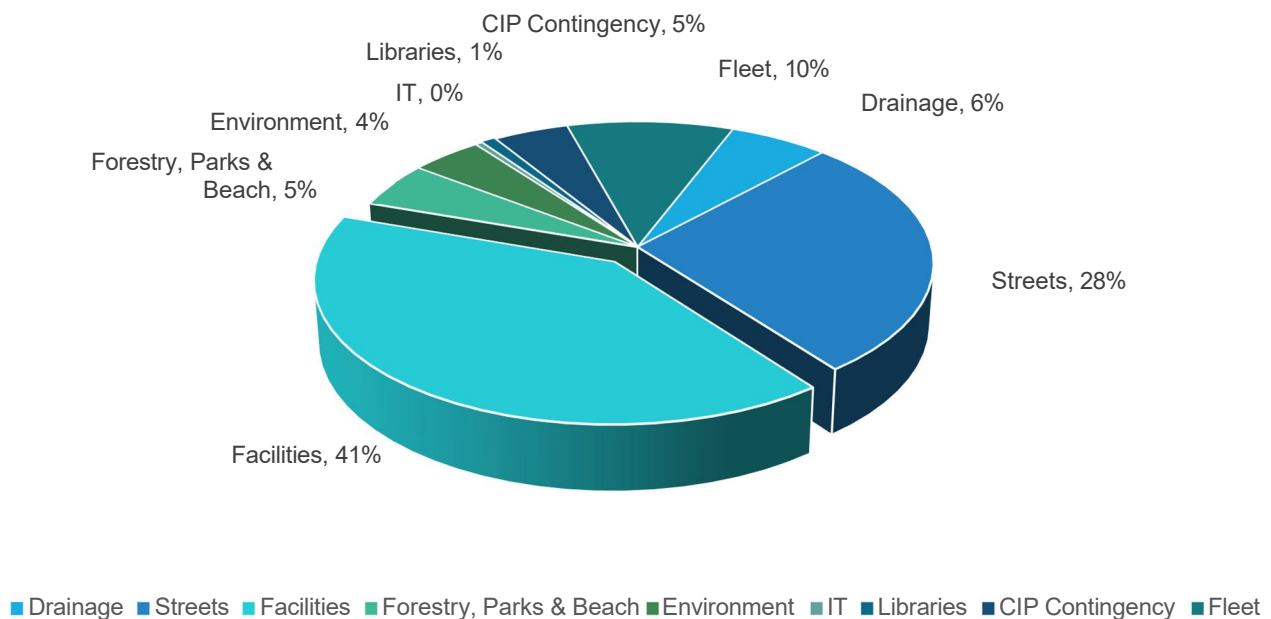
Police				
Account Number	Account Description	FY22-23 Amended Budget	FY22-23 Estimated Actual	FY23-24 Recommended
101-116-00-41001	Salaries	\$829,659	\$569,681	\$841,462
101-116-00-41002	Salaries -Safety	2,469,702	1,757,353	2,488,403
101-116-00-41006	Overtime -Safety	355,000	348,741	205,000
101-116-00-41009	Holiday in Lieu	171,329	140,479	188,251
101-116-00-41101	Retirement	52,952	35,663	53,829
101-116-00-41102	Retirement -Safety	330,706	261,041	373,000
101-116-00-41103	Deferred Compensation	24,144	95,270	141,617
101-116-00-41104	Health Insurance	461,169	302,630	519,944
101-116-00-41106	Medicare	49,063	39,786	54,507
101-116-00-41107	LTD/STD/Life	3,939	2,544	4,108
101-116-00-41108	Worker's Comp	119,455	135,311	156,971
101-116-00-41109	Benefits-MOU Obligations	0	562	0
101-116-00-41111	Uniform Allowance	34,560	22,747	36,000
Salaries & Benefits Subtotal		\$4,901,678	\$3,711,807	\$5,063,092
101-116-00-42001	Contract Services	\$339,235	\$312,235	\$411,707
101-116-00-42005	Community Promotions	1,000	1,716	1,500
101-116-00-42101	Office Supplies	8,500	8,500	8,800
101-116-00-42102	Publications & Subscriptions	960	960	420
101-116-00-42104	Safety Equipment and Supplies	116,350	116,350	114,000
101-116-00-42107	Gas and Oil	48,750	48,750	50,000
101-116-00-42201	Building Maintenance	1,000	1,000	15,000
101-116-00-42202	Equipment Maintenance	38,181	44,812	31,675
101-116-00-42203	Vehicle Maintenance	38,000	38,000	28,000
101-116-00-42301	Training & Education	21,750	21,750	30,550
101-116-00-42304	Dues & Memberships	1,550	1,550	1,775
101-116-00-42403	Printing	5,900	5,900	7,300
101-116-00-42404	Shipping/Postage/Freight	500	500	600
101-116-00-42405	Telephone and Communications	8,500	8,500	9,000
101-116-00-42415	Other Expenditures	9,000	9,000	9,000
Services & Supplies Subtotal		\$639,176	\$619,523	\$719,327
Total		\$5,540,854	\$4,331,330	\$5,782,419

CAPITAL IMPROVEMENT PLAN (CIP)

CAPITAL IMPROVEMENT PLAN

The FY 23-24 Recommended Budget includes \$10.92 million for capital projects. This level of capital spending represents 27% of the total citywide budget of \$40.9 million. As the economy recovers from the economic impact of the pandemic, sales tax revenue generated by Measure C, the City’s local sales tax, plays a pivotal role in provide a funding source for the City’s capital needs. The presence of state and county gas and transit taxes also provide a consistent base, albeit partial, for much needed street projects. That said the five-year capital plan points out that, as vital as these funding sources are, they cannot cover the full scope of identified improvements in the long term requiring that we attend to the highest needs and deferring others until funding becomes available.

FY 23-24 CIP Funding by Category



Capital outlay funds several types of projects as depicted above in the “FY 23-24 CIP Funding by Category” chart. Streets account for 28% of capital expense, with a proposed budget of \$3.0 million, largely funded by revenues the City receives specifically for street maintenance and other transportation-related projects. The FY 23-24 Recommended Budget recognizes the importance of facility investments including \$3.2 million budgeted for Police Department renovations. Also included in facilities are deferred facility maintenance items equaling \$819,000 that addresses Sunset center renovations, City Hall roofing and retaining walls.

Forestry, Parks & Beach reach \$803,000, 7% of the CIP budget, and include Urban Forest Master Plan, Scenic Pathways hardscape, and MTNP Streams 3 Construction. Included in this fiscal year’s budget is a \$500,000 CIP Contingency to provide funds when needed to award construction contracts that may have outdated cost estimates, such as for carry-over projects, the scope of essential work has increased, and/or when construction bids are competitive, but higher than available funds.

Capital outlay includes \$1,155,000 for the projects listed in Table 1, FY 23-24 Recommended Vehicle and Equipment Acquisitions and Funding Source.

CAPITAL IMPROVEMENT PLAN

Table 1: FY 23-24 Recommended Vehicle and Equipment Acquisitions and Funding Source

Vehicle and Equipment Fund			
Account Number	Account Description	FY23-24 Recommended	Funding Source
503-513-00-43005	Ambulance	275,000	Measure C
503-513-00-43005	Ambulance - Donation	50,000	Donation
503-513-00-43005	2 Forestry Trucks and 1 PD Admin Vehicle	200,000	Measure C /3CE Grant
503-513-00-43005	Electric Sweeper	550,000	Measure C /3CE Grant
503-513-00-43006	Police Radios Lease (Year 3 of 6)	30,000	Measure C
503-513-00-43007	IT Servers - FY23/24	50,000	Measure C
Total		1,155,000	

Funding prioritizes public safety response capabilities, including enhanced communications and the purchase of new vehicles. A focus on environmentally friendly vehicles is evident in this year’s spending plan. The budget also invests in critical safety equipment related to emergency ambulance services.

Vehicle & Equipment

Ambulance: A contract to build the new ambulance with equipment for \$410,000 will be submitted for Council approval at an upcoming meeting. There is a long lead time for delivery of approximately three years. The total combined funding of \$275,000 from the Vehicle and Equipment Fund, and a \$50,000 donation, will need to be carried forward until the invoice is due. Staff recommends carrying the funding over each fiscal year until needed for payment, and placing the estimated \$85,000 balance for the ambulance into the CIP for Fiscal Year 25-26.

Vehicles (3): The Public Works Forestry Division uses a 2000 Dodge Dakota with 87,100 miles for landscape maintenance. The truck is in poor condition, has an undersized flatbed, and is only capable of carrying tools and hauling a very small load. This vehicle will be replaced with a full-sized electric pickup truck. Forestry also uses a 2002 Dodge Dakota with 62,700 miles for tree services. Despite a slightly larger bed capable of hauling larger debris loads, this truck is also in poor condition. This will also be replaced by a full-sized electric pickup truck. The Police Department’s 2006 Ford Fusion Administrative vehicle has 106,500 miles and is used for traveling to court appearances, meetings, training, and conferences. This vehicle will be replaced with an electric sedan. Electric Vehicle grants from 3CE will be pursued for all new electric vehicles. While the amount of any grants is unknown at this time, staff estimates that up to \$25,000 may be funded by 3CE for qualifying vehicles. The existing gas-powered vehicles will ultimately be sold at a public auction.

CAPITAL IMPROVEMENT PLAN

Street Sweeper: In July 2022, Council awarded a \$563,814 purchase of a RAVO SE 5 electric street sweeper, offset by a \$250,000 Central Coast Community Energy grant. This was funded by the Vehicle and Equipment Fund. The sweeper is currently being manufactured overseas and is scheduled to be delivered after the first of the fiscal year.

Police Radios Lease, Year 3: Twenty-two (22) radios were purchased in 2021 with a payment schedule of \$30,000 per year payments for six years, with funding from the Vehicle and Equipment Fund.

IT Servers: This project funding would be used to purchase hardware intended to enable our transition to running a majority of our workload in the cloud. Per the vendor, our existing Nutanix system will be at the end of its useful life by October 2023. This means support and security updates may become unavailable. We will purchase new hardware, software, and retain vendor services to provide a local copy of our critical data to be used in certain emergencies when and if cloud access is interrupted for extended periods. The hardware will also serve as a local cache for our data, making access faster and allowing for local backups to be kept onsite without incurring data charges.

-----continued to next page---

CAPITAL IMPROVEMENT PLAN

Table 2: FY 23-24 Recommended Capital Projects and Funding Source

Capital Projects Fund				
Fund 301 Account 43008				
Strategic Priority	Category	Description	FY 23/24 Recommended	Funding Source
Grants	Streets	Paving Project -FY20 Paving Project	514,000	General Fund/Hostelry
Grants	Streets	Paving Project -FY20 Paving Project	364,000	TAMC: Gas Tax, RMRHA
Grants	Streets	Paving Project -FY23 Concrete Street Repairs	15,300	General Fund/RSTIP
Grants	Streets	Paving Project -FY23 Concrete Street Repairs	564,000	General Fund/Hostelry
Grants	Streets	Paving Project -FY23 Concrete Street Repairs	425,700	TAMC: Gas Tax, RMRHA
Grants	Streets	Paving Project -FY24 Paving Repairs	12,286	General Fund/RSTIP
Grants	Streets	Paving Project -FY24 Paving Repairs	657,000	General Fund/Hostelry
Grants	Streets	Paving Project -FY24 Paving Repairs	426,714	TAMC: Gas Tax, RMRHA
		Grants Streets	2,979,000	
Resilience	Streets	Sunset Center Retaining Wall Design	40,000	General Fund
Grants	Drainage	MTNP 3 Stream/Drainage Projects - Construction	85,000	Parks Per Capita Grant
CIP Planning	Drainage	Drainage Design Phase I & Phase II	580,000	Measure C
Public Safety	Facilities	PD Renovation	3,239,000	Measure C
Public Safety	Facilities	ADA Upgrades Year 6	20,000	General Fund
Resilience	Facilities	Resilience Infrastructure Pilot Design	83,000	Measure C
Resilience	Facilities	Electrical Panel Upgrade Design	75,000	Measure C
Resilience	Facilities	Sunset Center - 7 Bollards	20,000	General Fund
Resilience	Facilities	Sunset Center - Carpenter Hall Heater	45,000	General Fund
Resilience	Facilities	Sunset Center - N Lot Electrical	100,000	General Fund
Resilience	Facilities	Sunset Center - Portico - Design	40,000	General Fund
Deferred Maint	Facilities	City Hall Retaining Wall Repair	170,000	Measure C
Deferred Maint	Facilities	Facility Renovation Projects	649,000	Measure C
Resilience	Frst/Parks/Bch	Urban Forest Master Plan	57,100	Measure C
Grant	Frst/Parks/Bch	Urban Forest Master Plan - Grant	150,000	Grant
Resilience	Frst/Parks/Bch	MTNP Tank & Well Demo	121,000	Measure C
Resilience	Frst/Parks/Bch	North Dunes Restoration/Split Rail Fence/Signage	25,000	Donation
Resilience	Frst/Parks/Bch	Scenic Pathways - Hardscape	100,000	General Fund
Resilience	Frst/Parks/Bch	Scenic Pathways - Hardscape - Carmel Cares match	100,000	Donation
Resilience	Environmental	Coastal Engineering Study - Phase I & Phase II & Beach Survey	233,000	Measure C/General Fund
Resilience	Environmental	Shoreline Inf Repairs - Stairs	250,000	General Fund
Resilience	Libraries	Library Master Plan - Phases II-IV	100,000	General Fund
CIP Planning	Contingency	CIP Contingency	500,000	General Fund
		Total	\$ 9,761,100	

CAPITAL IMPROVEMENT PLAN

In addition, funding for various other capital projects total \$9.76 million. The funding sources include Measure C revenue as well as transportation-related revenues and project specific grants. (See **Table 2**, FY 23-24 Recommended Capital Projects and Funding Source, located on the following page) Project descriptions follow the table explain the nature and background of each.

The Recommended Budget proposes the use of available fund balances that have resulted from prior period savings and the postponements of capital projects during pandemic shutdowns and staffing shortages. Table 2 has identified these projects that have been deferred and remain in need of attention. The tally and identification of these projects is directly related to the budget strategy taken this year in the attempt to “catch- up”. This use of fund balances as proposed in the FY 23-24 Recommended Budget leaves policy reserves intact and is directly related to this one-year extended level of capital spending.

As we look beyond FY 23-24 into the five-year CIP plan, it becomes apparent that the level of CIP expenditures proposed this year cannot be maintained in the long term. Although the five- year plan does its job in articulating the physical project needs it also tells us that the City is faced with more capital needs than it can afford. This is true even if capacity resources are at full strength. Hence, priorities and limits will need to be set in navigating a sound fiscal plan in the longer term.

Streets:

FY 2019/20 Citywide Annual Paving Project: This Project, which includes the bike route and recently- deleted median islands along San Carlos Street, land was presented to the City Council at the March 7th meeting. This project is bundled with another prior carryover project called Mission Street Sidewalk Repairs (FY 2021/22). The City was allocated \$15,311 from RSTP funding via TAMC to repair a significantly uneven brick sidewalk on the west side of Mission Street, between Fifth and Sixth Avenues.

FY 2022/23 Concrete Street Repairs: At the January 2023 meeting, Council awarded a \$189,667 Professional Services Agreement to BKF Engineers for design of this project. The project includes repairs and resurfacing of concrete intersections at Ocean/San Antonio, San Carlos/Fifth, San Carlos/Sixth, and along Ocean Avenue, between Monte Verde and San Antonio, and along San Carlos between Fifth and Sixth. An ADA ramp and bulb outs will also be included at the Junipero/Seventh intersection. The total project budget includes \$441,300 in external funds (i.e. Measure X, SB-1) plus the Maintenance of Effort requirement of \$563,700. The project is currently in preliminary design, and final design is anticipated to be substantially completed this summer. The remaining balance should be carried forward into the Fiscal Year 2023/24 CIP for construction.

FY 2023/24 Annual Paving Project: At the April 4, 2023 meeting, Council adopted a list of streets to be included in the FY 2023/24 annual paving project. The City’s Maintenance of Effort (MOE) contribution of \$657,329 would leverage \$438,570 of external funds via TAMC from Measure X, Gas Tax, SB 1, and RSTP. The project will include the design and construction of asphalt pavement overlays of five roadway segments, including Upper Ocean Avenue and Santa Lucia Avenue between Dolores Street and Rio Road, removal of failed pavement sections

CAPITAL IMPROVEMENT PLAN

and providing a slurry seal on up to 20 road segments predominately in residential neighborhoods, and replacing broke concrete, asphalt, and brick sidewalks with permeable pavers along seven road segments in the downtown area. The project will be supplemented with ADA ramps, new trees, bike route markings, and other amenities as appropriate.

Sunset Center Retaining Wall Repairs – Design: Sunset Center requested this project. This project would provide funding to hire an engineering firm to design repairs for four retaining walls around Sunset Center. In the north lot, a 100- foot long, Carmel stone wall along Eight Avenue is leaning, and there are significant cracks in the wall along Mission Street. In the south parking lot off of Tenth Avenue, there is 50-feet of rotted wooden wall on top of a granite wall. These and other walls require replacements of such as fencing, posts, and railings. Repairs are tentatively programmed in FY 2024/25. The same structural engineering firm will be retained to restore the pathway on the west side of San Antonio Avenue, between Second and Fourth Avenues, which was damaged by the winter storms.

Drainage:

MTNP Stream Stability Projects-Construction: This project, which consists of the first three (3) of eight (8) stream restoration and erosion control measures recommended by the Mission Trail Nature Preserve Stream Stability Study, is largely funded by a California State Parks Per Capita Grant in the amount of \$187,000. The design and environmental permits for the project were listed in the completed projects above. Construction must be substantially completed by December 2023. Remaining funding is carried over to Fiscal Year 2023/24.

Drainage System Repair Design Phase I & Phase II: The City-wide Drainage Master Plan identified numerous repairs needed for our existing underground storm drain pipes, as well as significant "bottlenecks" in the drainage system. In October 2022, Council awarded a \$50,000 Professional Services Agreement to Schaaf & Wheeler Consulting Engineers to update their 2020 Drainage Master Plan to reflect recommendations from the Climate Committee to evaluate 20-year storm event impacts to the drainage system, versus 10-year storm events as previously evaluated, and as much of the drainage infrastructure of the City was built. The Updated Master Plan is complete, and highlights will be presented to Council at an upcoming meeting. On a parallel track, Neill Engineers was issued a \$24,999 Professional Services Agreement to design eight to ten specific drainage repairs and bottleneck elimination projects. The design of those improvements is in progress. Remaining funds should be carried-forward into Fiscal Year 2023/24 to complete the design. At least \$4M will be needed to fix the most critical repairs and bottlenecks, and allocations for specific repairs will be recommended in future year CIP plans.

At the April Workshop, Council requested that part of the remaining funds be used for physical construction of drainage improvements, rather than using all budget on engineering design services. As noted during the May 2, 2023 CIP Review presentation, the Public Works Director noted that this carry-over project scope was changed accordingly. Specifically, of the remaining budget of approximately \$500k, approximately \$150k will be earmarked for design of the first three (3), high priority projects, and \$350k will be available for construction. The first three projects are: 1) Acacia Way headwall upgrade, 2) Santa Rita box culvert repair, between Third and Fourth Avenues, and 3) Santa Fe new pipeline between Mountain View and the MTNP outfall. Project #3 will be bid as a bid additive in case the final costs exceed the remaining budget.

CAPITAL IMPROVEMENT PLAN

Facilities:

Police Building Renovation Project: At the February 2023 meeting, the Ad Hoc Committee recommended, and Council approved, issuing a Request for Proposal to architects with expertise in police building design, to perform a detailed evaluation of the building, including elements shared with the Public Works Department. In brief, the evaluation will consider building code deficiencies, needed safety repairs, police operational deficiencies and best practices, and the useful life of the facility with such investments. The architect will also consider swing space during construction, develop a rough cost for complete reconstruction within the current building footprint, and a cost for an entirely new building. The RFP was issued, four proposals were received, and negotiations are underway with the highest-ranked firm. A Professional Services Agreement with the selected architect will be presented to Council for award at an upcoming meeting. The project is being managed by a 4 Leaf project manager.

ADA Upgrades, Year 6: This project would continue the City's annual program of modifying public facilities, as identified in the City's 2018 Americans with Disabilities Act Transition Plan, to provide access to the disabled. For the past few years, the City allocated \$15,000 per year for this initiative. To continue to demonstrate good faith efforts to implement these improvements and to reflect higher costs due to inflation, staff is recommending that this year's allocation be increased to \$20,000. As has been the case in the past, the project will be managed, and improvements will be installed, by the Facilities Maintenance Division supplemented by vendors as needed. Tentative projects will include installing additional ADA-compliant railings and water fountains.

Resilience Infrastructure Pilot Project Planning and Design: As recommended in the Climate Adaptation Plan, this project involves developing plans for sustainable backup power to provide continued operations of critical facilities. Preliminary review to date suggests focusing the project on the Police, Public Works, Vista Lobos, and Youth Center in the event of an extended power outage. The project is currently on hold pending the outcome of the Police Building Evaluation (discussed above).

Electrical Panel Upgrades for City Hall, Public Works, Sunset Center, and Vista Lobos Facilities: Electrical panel upgrades are necessary for these facilities to carry new electric vehicle charging stations, and to provide additional capacity for electric loads since these panels are near or potentially over capacity. Based on the Police Building Project, it is recommended that the Public Works facility of these four panels be incorporated into the Police Building, and that the Fire Station, which is also near capacity be substituted in its place. Note that the electrical switches in the Public Works Garage have been replaced with weatherproof panels. Also, in February 2023, \$35,000 was added to the Public Works Operating Budget for Mid-Year Budget augmentation to support the active electrical work at the Vista Lobos parking lot. A contract was executed with PG&E to install the \$200,000 transformer for 5 new charging stations at Vista Lobos at no cost to the City. Staff is currently negotiating a new Professional Services Agreement with an electrical/mechanical engineering consultant to provide design services for both the 4 Electrical Panel Upgrades and the Vista Lobos EV Charging Station projects.

Sunset Center – 7 Bollards: Our Sunset Center Cultural Center partners requested this project. There are currently 11 vehicle bollards along the edge of the center parking lot in the vicinity of the box office. Over time, these bollards get hit by trucks and cars. Sometimes, staff is able to repair the bollards for continued use; however, several bollards are no longer useable. This budget would be used to replace at least three bollards at this time and keep four in stock and used when bollards are damaged in the future. Each bollard costs between \$2,000 - \$3,000 depending on their specific size and lighting features.

CAPITAL IMPROVEMENT PLAN

Sunset Center – Carpenter Hall Heater: Sunset Center requested this project. The existing system provides radiant heating from the boiler but is at the end of its useful life. While the outdated system still provides heat, the heat quickly escapes on colder days as soon as the entry doors are open. HVAC technicians were unable to make significant improvements to properly heat the space. The problem was evident at the Council Strategic Initiative Workshop held at Carpenter Hall in January 2023. This project would include hiring a contractor to replace the heating system.

Sunset Center - North Lot Electrical Panel: This project is a supplement to the carry-over project entitled Electrical Panel Upgrades for City Hall, Public Works, Sunset Center, and Vista Lobos. Staff is finalizing a Professional Services Agreement with an electrical/mechanical engineering consultant to evaluate and design these panel upgrades. Since the Public Works panel will be evaluated in conjunction with the Police Building project, this panel upgrade has been switched with the Fire Station panel. The existing funding of \$75,000 appears to be sufficient for the design of all panels and repair certain panels. However, the electrical panel at the Sunset Center North Parking Lot is not only the most expensive to rebuild but also the most urgent because it is already over capacity and has been tagged by the Building Official. Staff has already been coordinating with PG&E to upsize the power conductors to this panel, with Chargepoint for additional EV charging stations to be installed along the west wall at a later date, and with 3CE for possible grants associated with the EV facilities. The Sunset Center panel also services the north parking lot lighting system and power to the CERT container.

Sunset Center – Portico Design: Sunset Center requested this project. Located at the promenade and concessions exterior, this project would provide for the architectural design of a new portico cover. This project will replace an ornamental garden trellis that was demolished in 2017 and eliminate the remaining columns that are an eyesore and have succumbed to dry rot. The proposed portico may consist of an approximately 1,000 square foot roof structure to provide a functional outdoor concession space, enhance patron experience, eliminate water intrusion into the concession stand, and provide weather protection for wood framed doors and windows at the lobby entrance.

City Hall Retaining Wall Repair: The redwood retaining wall in the south parking lot of City Hall failed due to the lateral loads from the historic City Hall building over to the under-designed wall. With project management services provided by Ausonio, Inc., structural and geotechnical engineers were retained to design a permanent fix. The fix includes removal of the redwood planter area, constructing a large, concrete wall and footing below the existing building footing, particularly below the office of the Planning and Building Director, and replacing the planter

Facility Renovation Projects: The following four (4) facility renovations have been bundled into one design and construction project for cost-effectiveness and efficiency. These projects are being managed by contract project managers with Ausonio, Inc. In February 2023, Council approved a \$78,900 Amendment to the Professional Services Agreement with Ten Over Studio, for architectural and engineering design services for these projects. Preliminary design work is nearly complete, and final design and commencement of construction bidding is likely by the end of Fiscal Year 2022/23; however, remaining funds for these projects will be carried forward for construction in Fiscal Year 2023/24.

- City Hall Roof Replacement
- Harrison Memorial Library Renovations Exterior and Interior Painting

CAPITAL IMPROVEMENT PLAN

- Sunset Center Cottage Window Repairs
- Sunset Center Hazardous Materials Abatement and Exterior Painting

Urban Forest Master Plan: The Urban Forest Master Plan (UFMP) is one of Council's high priority strategic initiatives. During FY 2021/22, the City was awarded a Cal Fire reimbursement grant of \$150,000 for the UFMP. At the August 2022 meeting, Council awarded a \$150,000 Professional Services Agreement with Davey Resources Group to prepare the Plan. Contractual issues, which delayed the start of the project for several months, have all been resolved. This is an 18-month duration project with the tree inventory and technical studies in progress. An Amendment to the Agreement with Davey is currently being negotiated for additional services that are prudent, and will be forthcoming to Council for approval utilizing the forestry operating budget funds.

Water Well and Tank Removal in MTNP: Regulatory decommissioning of the water well, and physical removal of the elevated tank, stone pump house, and abandoned power pole are needed. Under contract to the City, a Wallace Group project manager completed the design of the project and environmental approvals, including the Coastal Development Permit, have been obtained. The Project is anticipated to be advertised for construction bids by the end of the Fiscal Year 2022/23; however, remaining funds will be carried forward into Fiscal Year 2023/24 for construction.

North Dunes Habitat Restoration Interpretive Signage and Split Rail Fencing: Several organizations, including the North Dunes volleyball players, Rotary Club, and Carmel Cares, have expressed interest in donating funds and/or volunteer support to design and install interpretive signage and/or install split rail fencing along the Ocean Avenue and San Antonio frontages of the North Dunes site. These projects are in line with the recreation goals of the North Dunes Restoration Plan.

Scenic Pathway Hardscape Renovations: Carmel Cares requested to continue our Scenic Pathway Renovation Project following the upcoming repairs to the barrier rails, for which a Purchase Order for \$50,000 for lumber and materials is expected to be awarded by the City Council on May 2, 2023. The proposed renovations will include Pathway signage, irrigation repairs, pathway trim edging, decomposed granite repairs, and other hardscape improvements. Council requested staff and Carmel Cares to develop a holistic game plan to cover the complete renovation of the Pathway. This game plan will need to be carefully developed over the next year since co-mingling public and private funds on publicly-owned infrastructure triggers state public works contracting regulations. For example, for the Scenic Pathway Barrier Rails, City funds are only being used to provide materials, and Carmel Cares will hire a contractor and pay for the costs for installation, under guidance of the Community Planning & Building and Public Works Departments.

ENVIRONMENTAL:

Coastal Engineering Study Phase I & II and the Beach Sand Survey Project: This Study was identified in the Climate Adaptation Plan as a critical document for sea level rise resilience planning to ensure the City has the tools necessary to make decisions related to the long-term maintenance of coastal resources and infrastructure. At the November 2022 meeting, Council

CAPITAL IMPROVEMENT PLAN

awarded a \$175,000 Professional Services Agreement to EMC Planning Group, who teamed up with Integral Corporation and Haro Kashunich & Associates, to complete the four key tasks for Phase I of this Project. The results of Task 1, the Coastal Engineering Condition Evaluation, was presented to the Forest and Beach Commission on March 9th and is planned to be presented to the Climate Committee at an upcoming meeting. Remaining funds should be carried over into FY 23-24 to finish Phase I. For Phase II, an Amendment to the Agreement with EMC will be submitted to Council to incorporate the previously- scoped services and negotiated fee into the overall Study. These two phases will then be considered one combined project. Phase II will include three additional tasks focusing on: hazards policy review and revisions, public outreach and engagement, and adaptation monitoring and pathway development. Phase II may be eligible for a California Coastal Conservancy grant of \$100,000, and staff will work with the consultants to develop and submit the grant application.

Shoreline Infrastructure Repairs: As noted in the Coastal Engineering Study above, the first task of Phase 1 was the Shoreline Condition Assessment. The Assessment concluded that of the existing seawalls, 2-4 need repairs, with one (the Fourth Avenue Outfall Wall) as a high priority repair. Similarly, of the 11 beach access stairs, 9 need repairs with 3 considered to be high priority (two of these have been closed due to damage resulting from the winter storms). Finally, of the 6 rock revetments, 4 need repairs, 3 of which are high priority. The total cost for engineering design, environmental permits, and construction for all of these repairs will likely exceed \$2 million over the next few years, as outlined in the attached 5-Year CIP spreadsheet; however, this project will initiate the engineering and design of the highest priority repairs, as well as to repair the closed and damaged beach access stairs, with like materials, as a maintenance project which is expected to streamline the regulatory approval process. This starting point will also allow the City to better estimate future costs and phasing to complete all needed shoreline infrastructure repairs.

LIBRARIES:

Library Master Plan – Phases II-IV: This project complements the Library’s Strategic Plan objective to develop facility plans for the Harrison Memorial and Park Branch library buildings. In January 2023, Council awarded a \$55,000 Professional Services Agreement to Jayson Architecture to prepare the Master Plan.

CIP PLANNING:

CIP Contingency Fund: While used by other municipalities, this fund would be a new tool for Carmel. This proposed “project” would provide contingency funds when needed to award construction contracts that may have outdated cost estimates, such as for carry-over projects, the scope of essential work has increased, and/or when construction bids are competitive, but higher than available funds. For example, at the April 4th meeting, Council appropriated an additional \$113,600 from General Fund End Balance to the CIP Fund to be able to award the City Hall Retaining Wall Emergency Repair Project. The proposed fund may be needed in upcoming construction projects in FY 23-24 including: MTNP 3 Drainage Projects, MTNP Well Abandonment and Tank Removal Project, FY 20-21 Paving Project, Sunset Center Cottage Window Repairs, and/or City Hall Roof Replacement. These funds would be appropriated only by Council authorization at the time construction contracts are awarded, and any remaining balance would carry forward to the subsequent year and used when needed.

CAPITAL IMPROVEMENT PLAN

KEY PROJECTS AND FUNDING NEEDS FOR THE SUBSEQUENT FOUR (4) FISCAL YEARS OF THE 5-YEAR CAPITAL IMPROVEMENT PLAN (CIP)

A preliminary 5-year Capital Improvement Plan has been developed. Although only the first fiscal year (23-24) would be funded as part of the City Budget, the remaining years serve as a planning tool to identify, well in advance, anticipated future projects. The 5-year CIP is a “snap shot” in time of anticipated needs for future infrastructure revitalization funding in the outer years.

As a dynamic planning document, the CIP for Years 2-5 is subject to change as updated information becomes available. Staff suggests that this year, should this 5-Year CIP be accepted by Council, staff could post this document on the City’s website.

The following are major projects, by asset category, and ballpark budget estimates (including probable grants), for Years 2-5:

Streets: Paving overlays, micro-surfacing treatments, slurry seals, sidewalk repairs, parking lot resurfacing, retaining walls, and bicycle master plan = **\$3.24M City plus \$1.79M external fund**

Drainage: Includes: drainage pipe repairs and upsizing for 20-year storm events, bottleneck reconfigurations, and CDS reconstruction = **\$2.93M**.

Facilities: ADA upgrades, electrical panel repairs, painting, critical repairs/code corrections to City Hall, Vista Lobos, Fire Station, and park restrooms, Flanders structural repairs, resilience and energy upgrades, and equipment replacements = **\$2.8M**.

Forest, Parks, Beach: Construct MTNP stream stability projects, Scenic Pathway and other Carmel Cares joint projects = **\$0.8M City** plus donations to be determined.

Environmental: Shoreline infrastructure repairs, Coastal Engineering Study, Phase 3, and climate action change initiatives = **\$2.0M** plus \$0.5M grants.

IT: Equipment replacements, security upgrades, Police records management system, and GIS applications expansion = **\$0.63M**.

Libraries: Renovations as prioritized in the Master Plan = **\$1.1M plus \$2.0M donations**. Note: The Library Foundation will be embarking on a fundraising campaign to be able to advance the design and construction of significant improvements to both library buildings based on the Master Planning program.

Fleet: Replace outdated heavy equipment, including dump truck, water truck, asphalt patch truck, speed radar trailer, and other vehicles nearing the end of their useful lives with electric vehicles when possible, and fund balances for Police radios lease and ambulance purchase = **\$1.24M** plus \$0.1M grants.

The grand total estimate of \$31.7 million (the four-year term yr. 2 through yr. 5) clearly exceeds anticipated revenues and fund balance availability for projects in those future years. Since the noted infrastructure above will not repair itself and will simply continue to decline without adequate funding, additional revenue should be evaluated. The Five-Year CIP would significantly draw upon available fund balances assuming the identified level of capital expenditures progress without alternative funding sources. Although important policy reserves would be preserved, the City would deplete its fund balance cushion taking away its ability to be nimble in the face of uncertainty and economic recession or crisis.

DEBT SERVICE – FUND 401

Debt service includes payments for the Next Generation Radio Project, the Sunset Center, and the Pension Obligation bonds. These payments total \$878,000 as shown in Table 1, FY 23-24 *Debt Service*, below.

Countywide Radio Project: On April 7, 2009, City Council authorized the City’s participation in the Countywide Monterey County Next Generation Radio project (NGEN), including approving a pro-rata share of infrastructure costs and debt financing. The purpose of the project was to enhance communication among public safety agencies. The Certificate of Participation (COP), issued for \$381,440, matures on June 30, 2023. Our final payment of \$14,744 will be made FY 23-24.

2020 Refunding Lease Revenue Bonds: On September 10, 2010, City Council approved the issuance and sale of certificates to finance improvements at the Sunset Center (the Sunset Theater Project), including the refinancing of the City’s lease payment obligation related to the preliminary financing of the Sunset Center (the 2010 Refunding Lease Revenue Bond). The COP of approximately \$7.6 million included a maturity date of November 1, 2031. On September 3, 2020, the Public Improvement Authority and City Council determined that a refunding of the 2010 Bond was in the City’s best interest to take advantage of historically low interest rates and to achieve cash flow savings in light of the economic impact of COVID-19 on the City’s revenues. The 2020 Refunding Lease Revenue Bond of approximately \$3.9 million matures on November 1, 2032. As part of the refinancing, the City made significantly lower interest only payments in FY 22- 23; however, payments now include principal and have increased the total payment to \$513,300.

Funding Sources

General Fund revenues are the source of funding for debt service payments. The General Fund (Fund 101) will transfer \$528,044 to Debt Service (Fund 401) in FY 23-24.

Table 1: FY 23-24 City Total Debt Service

Debt Service: Total				
Account Number	Account Description	FY22-23 Amended Budget	FY22-23 Estimated Actual	FY23-24 Recommended
401-411-00-44001	Principal	\$696,423	\$696,753	\$369,744
401-411-00-44002	Interest	176,880	176,880	155,800
401-411-00-44003	Administrative Fees	5,000	3,000	2,500
Total		\$878,303	\$876,633	\$528,044

Table 2: FY 23-24 Debt Service by Bond

Debt Service: by Bond				
Bond	Principal	Interest	Admin. Fee	Total
NGEN Radio	\$14,744	-	-	\$14,744
Sunset Center	355,000	155,800	2,500	513,300
Total	\$369,744	\$155,800	\$2,500	\$528,044

OTHER FUNDS

FUNDS OVERVIEW

The City uses a fund accounting structure, which is an accounting structure to record and track resources that are limited in use by law or governing agency. The major governmental funds are the General Fund, Measure D and Capital Projects. The first set of funds listed below are discretionary, meaning there are no legal or policy-related restrictions on their use and can be used at the discretion of Council for services and projects.

General Fund (Fund 101)

Most of the City's revenues and the expenditure budgets for City services and daily governmental operations are housed within the General Fund (Fund 101) and this is where the majority of the City's financial activity occurs. The major revenue sources associated with the General Fund include property tax, the City's share of the statewide sales and use tax, charges for services, franchise fees, business tax, and intergovernmental revenue. These revenues are considered to be general in nature. Throughout this budget document, the General Fund is also referred to as the Operating Budget and City policy recommends a 15% Reserve.

Hostelry Fund (102)

This fund is used to account for the transient occupancy tax and is intended to fund the portion of the municipal budget covering community and cultural and recreation activities including, but not limited to Sunset Center and the Forest Theater, parks, public facilities and municipal structures, and parking lots; acquisition and improvement of parks, recreation land and other municipal purposes as determined from time to time by the City Council; provided, that all such uses shall be in accordance with the General Plan of the City and General Fund for usual and current expenses. City financial policy recommends a reserve of 10% of revenues.

Measure C Sales Tax (Fund 206)

Carmel voters approved a temporary (10 year) 1% increase in the transactions and use tax in 2012 known as Measure D. On March 3, 2020, voters approved Measure C, which increases the tax to 1.5% for 20 years. Measure C may be used for debt service, capital projects and general City services.

The next set of funds are restricted as there are requirements prescribed by the local, state or federal governmental agencies regarding how these funds may be used.

Gas Tax (Fund 201)

This fund is used to account for revenues collected in accordance with California Streets and Highway Code.

FUNDS OVERVIEW

Transportation Safety (Fund 202)

Measure X, a 30-year 3/8 of one-percent transactions and use tax, was passed by the voters in November 2016 to fund transportation safety and mobility projects in Monterey County. This fund accounts for the expenditures for eligible transportation safety projects.

COPS Grant

This fund accounts for the expenditures for the Department of Justice Community Oriented Policing Services (COPS) grant for public safety. This fund transfers into the General Fund for the Police Department budget.

Parking in Lieu (Fund 204)

This fund is used to account for activities associated with parking in-lieu fees as prescribed by Carmel Municipal Code Section 17.38.040.

Asset Seizure (Fund 205)

This fund accounts for expenditures related to asset seizures.

The next two funds pertain to certain types of expenditures.

- **Capital Projects (Fund 301):** This fund accounts for resources utilized, committed, assigned or restricted for capital projects.
- **Debt Service (Fund 401):** This fund accounts for activities related to the repayment of the Certificate of Participation, Pension Obligation Bond and capital lease obligations.

The next set of funds are considered to be internal service funds.

- **Workers Compensation (Fund 501):** This fund accounts for workers' compensation insurance provided to departments on a cost reimbursement basis.
- **Other Post-Employment Benefits (OPEB) Liability Reserve Fund:** This fund accounts for other post-employment benefits.
- **Vehicle and Equipment Replacement Fund:** This fund is to set aside financial resources for future purchases of replacement equipment essential to the operations of the City.

There is one agency fund.

Refundable Deposits: This fund accounts for monies received that are unearned and required to be returned by the City.

PROJECTED FUND BALANCE

The accompanying tables depicts the Projected Fund Balance for FY 22-23 and FY 23-24.

General Fund

The General Fund is estimated to start FY 23-24 with a fund balance of \$13.1 million and end with \$6.1 million on June 30, 2024 due to the General Fund unassigned balance being utilized and the use of estimated new revenue and transfers in from other funds, such as the Hostelry Fund. Fund balance is the accumulation of prior years' savings and may also be considered a "rainy day fund". Carmel Municipal Code Section 3.06.040 states that the City shall maintain a General Fund balance equivalent to at least 15% of the General Fund budget in each fiscal year and this is referred to as the reserve. A reserve may be considered as a minimum amount of savings that the City has available for emergency or other purposes.

Hostelry Fund

FY 23-24 assumes \$6.8 million in new revenue. New revenue and fund balance for a total of \$10.2 million will be transferred to the General Fund to support citywide operations and CIP projects.

Gas Tax (Fund 201)

Revenue of \$179,934 is anticipated in FY 23-24 to be transferred to Capital Projects for street paving.

Transportation Safety (Fund 202)

Revenue of \$231,779 is anticipated in FY 23-24 to be transferred to Capital Projects for street paving.

COPS Grant

Revenue of \$158,000 is anticipated in FY 23-24 and will be transferred to the General Fund for Police Department salaries for eligible positions.

Parking in Lieu (Fund 204)

There is no activity budgeted in this fund for FY 23-24.

Asset Seizure (Fund 205)

There is no activity budgeted in this fund for FY23-24.

Measure C Sales Tax (Fund 206)

Measure C has a projected fund balance of \$1.9 million as of June 30, 2023. The FY 23-24 projected revenue of \$5.9 million will be transferred to the Capital Improvement Projects (\$5.07 million) and Vehicle & Equipment Replacement (\$830,000) There is no reserve requirement for Measure C.

Capital Projects (Fund 301)

This fund is projected to end FY 23-24 at \$5,015,998 representing 20% of the 5-Year CIP forecast City Funds total.

Debt Service (Fund 401)

The FY 23-24 debt service activity is \$528,044. Additional details on the bonds is found within the debt service section of this document.

PROJECTED FUND BALANCE

Workers Compensation (Fund 501)

The anticipated costs of claims payments, third party administrator services, and preventative costs are reflected in this fund. Previously, these expenses were accounted for in the General Fund. Based upon the auditor recommendation, they will be accounted for in this fund.

Other Post-Employment Benefits (OPEB) Liability Reserve Fund

This fund was created by Council resolution to set aside funding to address OPEB liabilities. There is no reserve requirement. There is \$1.8 million in the fund and no planned activity for FY 23-24.

Vehicle and Equipment Replacement Fund

The planned activity in this fund for FY 23-24 in the amount of \$1,155,000 will be covered by new revenue and transfers in from Measure C Sales Tax Fund.

-----accompanying tables on next page---

PROPOSED FUND BALANCE AS OF JUNE 30, 2023

Projected Fund Balances

Projected Fund Balance June 30, 2023

Fund	Description	Audited Fund Balance June 2022	Revenue and Transfers In	Expenditures and Transfers Out	Estimated Fund Balance June 2023	Change in Fund Balance
101	General Fund	4,594,883	27,464,792	26,088,034	5,971,641	1,376,758
101	General Fund Reserve	6,994,965			6,994,965	-
101	General Fund Total	11,589,848	27,464,792	26,088,034	12,966,606	1,376,758
102	Hostelry	5,422,584	8,038,940	6,667,000	6,794,524	1,371,940
102	Hostelry Reserve	656,856			656,856	-
102	Hostelry Total	6,079,440	8,038,940	6,667,000	7,451,380	1,371,940
201	Gas Tax	71,679	129,053	200,733	(0)	(71,680)
202	Transportation Safety	593,759	179,319	202,100	570,978	(22,781)
203	COPS	3,350	175,917	158,000	21,267	17,917
204	Parking in Lieu	734,015	-	-	734,015	-
205	Asset Seizure	5,432	-	-	5,432	-
206	Local Measure Sales Tax	3,399,710	5,865,000	7,356,906	1,907,804	(1,491,906)
301	Capital Projects	1,596,719	3,988,730	577,918	5,007,531	3,410,812
401	Debt Service	416,577	485,170	876,633	25,115	(391,463)
501	Worker's Comp	64,235	181,007	46,469	198,773	134,538
502	OPEB Reserve	1,845,329	-	-	1,845,329	-
503	Veh & Eq Replacement	366,579	1,167,238	1,287,459	246,357	(120,221)
		26,766,671	47,675,167	43,461,252	30,980,585	4,213,914

PROPOSED FUND BALANCE AS OF JUNE 30, 2024

Projected Fund Balances

Proposed Fund Balance June 30, 2024

Fund	Description	Estimated Fund Balance June 2023	Revenue & Transfers In	Expenditures & Transfers Out	Proposed Fund Balance June 2024	Change in Fund Balance
101	General Fund	5,971,641	29,716,328	33,048,403	2,639,566	(3,332,075)
101	General Fund Reserve	6,994,965	-	2,595,078	4,399,887	(2,595,078)
101	General Fund Total	12,966,606	29,716,328	35,643,481	7,039,453	(5,927,153)
102	Hostelry	6,794,524	6,801,007	10,023,245	3,572,286	(3,222,238)
102	Hostelry Reserve	656,856	23,245	-	680,101	23,245
102	Hostelry Total	7,451,380	6,824,252	10,023,245	4,252,387	(3,198,993)
201	Gas Tax	(0)	179,934	179,934	(0)	-
202	Transportation Safety	570,978	231,779	802,757	(0)	(570,978)
203	COPS	21,267	158,000	158,000	21,267	-
204	Parking in Lieu	734,015	-	-	734,015	-
205	Asset Seizure	5,432	-	-	5,432	-
206	Local Measure Sales Tax	1,907,804	5,926,532	6,145,082	1,689,254	(218,550)
301	Capital Projects	5,007,531	9,769,567	9,761,100	5,015,998	8,467
401	Debt Service	25,115	528,044	528,044	25,115	-
501	Worker's Comp	198,773	-	76,600	122,173	(76,600)
502	OPEB Reserve	1,845,329	-	-	1,845,329	-
503	Veh & Eq Replacement	246,357	1,212,982	1,155,000	304,339	57,982
		30,980,585	54,547,418	64,473,243	21,054,760	(9,925,825)

FINANCIAL POLICIES

FINANCIAL AND BUDGET POLICIES

BUDGET POLICIES AND PROCEDURES

The budget process for the City of Carmel-by-the-Sea involves the citizens, City Council, and staff. Each person plays a critical role in the development of the budget for the upcoming year. The annual budget and operating plan balances the public service demands of the community with the fiscal resources of the City. It is intended to achieve the goals and objectives established by the City Council.

The goal of the City Administrator is to present a balanced budget to the City Council for review and adoption. A balanced budget is a budget in which sources meet or exceed uses. Available funding sources shall be at least equal to recommended appropriations. As a general rule, the year-end undesignated General Fund balance should not be used to fund ongoing operations.

As set in the Carmel Municipal Code prior to the beginning of each fiscal year, the City Council shall adopt a budget for expenditures and anticipated revenues. On or before February 15th of each year, the City Administrator will present to the City Council a proposed budget schedule. The City Administrator prepares and submits to the City Council a proposed operating and capital budget for the forthcoming fiscal year. The City Council shall adopt the budget by July 1st.

The City Administrator shall have the right to approve the transfer of appropriations within a departmental budget; however, no additional positions shall be created without the authorization of the City Council. All transfers of appropriations between departments or in regards to capital items or projects shall be approved by the City Council. The City Administrator shall be charged with the responsibility of controlling the expenditures for all departments in accordance with the approved budget. A report on current year revenues, expenditures and fund balances shall be maintained.

The accounts of the City are organized on the basis of funds. A fund is an independent fiscal and accounting entity with a self-balanced set of accounts. The minimum number of funds is maintained consistent with legal and managerial requirements. Annually appropriated budgets are legally adopted on a budgetary basis for the governmental fund types (General Fund, Special Revenue Fund, Debt Service Fund, and Capital Projects Fund) and are controlled on a fund and departmental level. These funds are used to account for most of the City's general government activities. Governmental fund types use the flow of current financial resources measurement focus and the modified-accrual basis of accounting and budgeting. Expenditures are recognized as encumbrances when a commitment is made. Unencumbered appropriations lapse at year-end.

FINANCIAL POLICIES

The City of Carmel-by-the-Sea has strong financial policies that provide City Council direction to allow staff to provide sound fiscal planning and continued management of fiscal integrity. The financial policies are divided into five categories: Capital Budget Policies, Operating Management, Fund Balance Policy, Debt Policies, and Investment Policies. The City has financial policies that are adopted by the City Council with review every two years during the budget development process. The financial policies help ensure that the City maintains a healthy financial foundation into the future.

The goal of these policies is to promote:

- An extended financial planning horizon to increase awareness of future potential challenges and opportunities
- Setting aside reserves for contingencies, replacement of capital equipment, and other similar needs
- Maintaining the effective buying power of fees and charges and increasing cost recovery where directed to do so
- Accountability for meeting standards for financial management and efficiency in providing services
- Planning for the capital needs of the City
- Maintaining manageable levels of debt while furthering quality bond ratings
- Communication to residents and customers on how the community goals are being addressed

CAPITAL BUDGET POLICIES

The City develops an annual five-year plan for capital improvements; it includes project design, development, implementation, and operating and maintenance costs. Each project in the Capital Improvement Plan (CIP) shows the estimated capital and on-going maintenance costs, known and potential funding sources and a design/development schedule. As used in the CIP, projects include land acquisition, buildings and facilities construction; these projects do not have a cost threshold. A capital outlay (fixed asset) purchase is any single item or piece of equipment that costs more than \$10,000 and has an expected useful life exceeding one year. The development of the Capital Improvement Plan is coordinated with the development of the operating budget. The CIP is a planning document; the City Council appropriates funding for capital projects in the annual operating budget. Costs for professional services needed to implement the CIP are to be included in the appropriate year's operating budget.

Annual operating budgets should provide adequate funds for maintenance of the City's buildings and maintenance and replacement of the City's capital equipment. The City will make all capital improvements in accordance with an adopted and funded capital improvement program. Prior to ratification of the capital budget for the forthcoming year by the City Council,

the Planning Commission shall review the capital improvement plan and shall advise the City Council as to its recommendations regarding the proposed capital projects in accordance with the Government Code.

Capital (Policy No. C94-01)

Capital expenditures shall be effectively planned and controlled.

Guidelines:

1. The level of capital improvement expenditures, excluding road maintenance program expenditures and lease payments, is established at three and one-half percent (3.5%) of total revenues.
2. Funding for the road maintenance program should improve the pavement condition index.
3. The City shall maintain a Five-Year Capital Improvement Program (CIP), which shall be updated at least annually as part of the budget review process.
4. The City shall annually establish a phasing calendar for capital improvement expenditures.
5. At least ten percent (10%) of the unrestricted funds designated for capital project expenditures shall be set aside for unanticipated expenditures.
6. The City shall conduct periodic reviews of property and facilities to determine the appropriate use and disposition of said property and facilities.
7. The City shall consider the ongoing impact of operations and maintenance expenses before undertaking any capital improvement expenditure.
8. The City shall maintain a capital reserve policy as described in the Reserve Policy.
9. Public participation in the Capital Improvement Program is a priority concern for the City.
10. All projects included in the Capital Improvement Plan shall be consistent with the City's General Plan.
11. Capital projects that are not encumbered or completed during the fiscal year are required to be rebudgeted to the next fiscal year and subsequently approved by the City Council. All rebudgeted capital projects should be so noted in the proposed budget.

OPERATING MANAGEMENT (Policy No. C94-01)

Operating revenues shall exceed operating expenditures.

Guidelines:

1. The annual operating budget shall contain a current surplus (or "revenue buffer") of at least five percent (5%) of projected expenditures.
2. A balanced budget is a budget in which total funding sources meet or exceed uses.
3. An appropriated City Discretionary Account of at least one-half of one percent (0.5%) of total projected General Fund expenditures shall be maintained.
4. Ongoing expenses shall not be funded with one-time revenues.
5. The City shall establish internal service funds for the repair, operation, and replacement of rolling stock and data processing equipment.
6. The level of capital outlay expenditures is established at three percent (3%) of total revenues.
7. The City shall annually establish a phasing calendar for capital outlay expenditures.

8. The City shall develop a five-year forecast of operating revenue and expenditures.
9. The City shall establish salary adjustments in conjunction with the budget process.
10. The City shall review the relationship between fees/charges and the cost of providing services at least every three years.
11. The City's fees and charges for services shall be adjusted annually, based upon the San Francisco-Oakland Consumer Price Index.
12. The City will seek to comply with suggested criteria of the Government Finance Officer's Association in producing a budget document that meets the Distinguished Budget Presentation criteria.

FUND BALANCE POLICY

The Fund Balance Policy is designed to develop standards for setting reserve levels for various, significant City funds. Adequate fund balance and reserve levels are a necessary component of the City's overall financial management strategy and a key factor in external agencies' measurement of the City's financial strength. The City shall maintain reserves at a prudent level, and shall use reserves appropriately with a focus on contributing to the reserves in good times and drawing on the reserves in times of difficult budget periods to maintain a consistent level of service and quality operations. Use of reserves are to supplement the annual budget.

Guidelines:

1. General Fund and Hostelry Fund reserves shall be maintained at no less than ten percent (10%) of their annual projected revenues.
2. The City shall maintain prudent reserves for identified liabilities
 - a. A Vehicle Replacement reserve will be maintained sufficient to replace vehicles and heavy equipment at the end of their useful lives, with the target being 10% of the total City fleet replacement value.
 - b. Technology equipment replacement reserves will be maintained sufficient to repair covered equipment and for replacement at the end of its useful life.
3. The City will maintain a long-term budget stability reserve consisting of any unassigned General Fund balance. When available, the year-end General Fund operating surplus will be dedicated to the long-term budget stability reserve.
4. A general capital reserve fund will be maintained with a targeted balance of 20% of the estimated total five-year capital improvement plan project expenditure. Net proceeds from the sale of City owned property will be dedicated to the general capital reserve. Funds in the general capital reserve will be allocated through the budget process for capital projects.
5. Reserves shall be used only for established purposes.
6. Depleted reserves shall be restored as soon as possible.
7. A minimum level for each of the reserve funds shall be established (see chart below).
8. The City shall maintain reserves required by law, ordinance and/or bond covenants.

DEBT POLICIES

The City considers the use of debt financing for one-time capital improvements that benefit the residents of Carmel-by-the-Sea when the term of the financing is no longer than the project life, and when specific resources are found to be sufficient to provide for the debt. Use of long-

term debt is limited to capital projects or special projects or obligations that cannot be financed from current revenues. The City has traditionally kept annual debt service payments to less than 5% of the budget.

Use of Long-Term Debt Policy

The City recognizes that it may need to enter into long-term financial obligations to meet the demands of providing a high quality level of government services to our community. The following long-term debt policy sets the considerations for issuing debt and provides guidance in the timing and structuring of long-term debt commitments by the City.

General Practices:

1. The City will strive to maintain good relations with credit rating agencies, investors of the City's long-term financial obligations and those in the financial community that participate in the City's financings and demonstrate City officials are following a prescribed financial plan. The City also will strive to maintain and, if possible, improve its current AA+ bond rating in order to minimize borrowing costs and preserve access to credit. The City will follow a policy of full disclosure by communicating with bond rating agencies to inform them of the City's financial condition.
2. Bond issue proposals are to be accompanied by an analysis defining how the new issue, combined with current debt, impacts the City's debt capacity and conformance with City debt policies. Such analysis shall include identification of the funding source, an assessment of the ability to repay the obligation, the impact on the current budget, commitments to future budgets, maintenance and operational impact of the facility or asset and the impact on the City's credit rating, if any.
3. City Council must review such analysis, including existing debt level, ability to pay debt service, impact on City services, and make a finding that use of debt is appropriate.
4. Debt service costs (COP, Lease Purchase Agreements and other contractual debt that are backed by General Fund Operating Revenues) are not to exceed 25% of the City's General Fund operating revenues.
5. The City recognizes that it is of the utmost importance that elected and appointed City officials, and all others associated with the issuance of City debt, not only avoid the reality of a conflict of interest, but the appearance thereof as well. City officials must conduct themselves in a fashion consistent with the best interests of the City and taxpayers.
6. Bonds will be sold on a competitive basis unless it is in the best interest of the City to conduct a negotiated sale. Competitive sales will be the preferred method. Negotiated sales may occur when selling bonds for a defeasance of existing debt, for current or advanced refunding of debt, or for other appropriate reasons.

The City will consider the issuance of long-term obligations under the following conditions:

1. The City will use debt financing for one-time capital improvement projects and specific nonrecurring equipment purchases or refunding of existing liabilities, and only under the following circumstances:
 - a. When the project is included in the City's adopted five-year capital improvement program (CIP) and is in conformance with the City's adopted General Plan.

- b. When the project is not included in the City's adopted five-year capital improvement program (CIP), but the project is an emerging critical need whose timing was not anticipated in the five-year capital improvement program, or it is a project mandated by State or Federal requirements.
 - c. When the project's useful life, or the projected service life of the equipment, will be equal to or exceed the term of the financing.
 - d. When there are designated General Fund revenues sufficient to service the debt, whether from project revenues, other specified and/or reserved resources, or infrastructure cost-sharing revenues.
 - e. Debt financing (other than tax and revenue anticipation notes) is not considered appropriate for any recurring purpose such as current operating and maintenance expenditures.
2. The City will follow all State and Federal regulations and requirements related to bonds and debt financing instruments regarding bond provisions, issuance, taxation and disclosure.
 3. Costs incurred by the City, such as bond counsel and financial advisor fees, printing, underwriter's discount, and project design and construction costs, will be charged to the bond issue to the extent allowable by law.
 4. The City will monitor compliance with bond covenants and adhere to federal arbitrage and disclosure regulations.
 5. The City shall continually review outstanding obligations for opportunities to achieve debt service savings through refunding and shall pursue refinancing when economically feasible and advantageous.

Debt Limit

The City will keep outstanding debt within the limits prescribed by State of California statutes and at levels consistent with credit objectives. California Government Code provides that "a city may incur indebtedness for any municipal improvement requiring an expenditure greater than the amount allowed for it by the annual tax levy" (43602). A "city shall not incur an indebtedness for public improvements which exceeds in the aggregate 15 percent of the assessed value of all real and personal property of the city. Within the meaning of this section "indebtedness" means bonded indebtedness of the city payable from the proceeds of taxes levied upon taxable property in the city" (43605). The limit is relative to the principal amount of bonds sold and delivered (43606). The City of Carmel-by-the-Sea, Policy No C94-01 establishes "the City's debt shall not exceed predetermined levels." The guideline in that policy is that "the City's debt service level shall not exceed eight and one-fourth percent (8.25%) of total expenditures.

INVESTMENT POLICIES

This is a time to be particularly cautious. Municipal moneys not required for immediate expenditure will be invested. The City will maintain adequate cash availability and yield on invested idle funds while insuring that invested moneys are protected. The Carmel Municipal Code requires the City Administrator to prepare investment policies and guidelines for adoption by the City Council. The adopted investment policy follows.

INVESTMENT POLICY AND GUIDELINES

Policy

In accordance with the Municipal Code of the City of Carmel-by-the-Sea and under authority granted by the City Council, the City Treasurer is responsible for investing the unexpended cash in the City Treasury.

The investment of the City of Carmel-by-the-Sea funds is directed to the goals of safety, liquidity and yield, in that order. The authority governing investments for municipal government is set forth in the California Government Code, Sections 53601 through 53659.

The primary objective of the investment policy of the City of Carmel-by-the-Sea is SAFETY OF PRINCIPAL. Investments shall be placed in those securities as outlined by type and maturity sector in this document. Effective cash flow management and resulting cash investment practices are recognized as essential to good fiscal management and control. The City's portfolio shall be designed and managed in a manner responsive to the public trust and consistent with state and local law. Portfolio management requires continual analysis, and as a result the balance between the various investments and maturities may change in order to give the City of Carmel-by-the-Sea the optimum combination of necessary liquidity and optimal yield based on cash flow projections.

Scope

The investment policy applies to all financial assets of the City of Carmel-by-the-Sea as accounted for in the Annual Financial Report. Policy statements outlined in this document focus on the City of Carmel-by-the-Sea's pooled funds, but will also apply to all funds under the City Treasurer's control unless specifically exempted by statute or ordinance.

Prudence

The standard to be used by investment officials shall be that of a "prudent person" and shall be applied in the context of managing all aspects of the overall portfolio. Investments shall be made with judgment and care, under circumstances then prevailing, which persons of prudence, direction and intelligence exercise in the management of their own affairs, not for speculation, but for investment, considering the probable safety of their capital as well as the probable income to be derived.

It is the City's full intent, at the time of purchase, to hold all investments until maturity to insure the return of all invested principal dollars.

Safety

Safety of principal is the foremost objective of the City. Each investment transaction shall seek to ensure that capital losses are avoided, whether from securities default, broker-dealer default, or from erosion of the market value.

Liquidity

Historical cash flow trends are compared to current cash flow requirements on an ongoing basis in an effort to ensure that the City's investment portfolio will remain sufficiently liquid to enable the City to meet all reasonably anticipated operating requirements.

Yield

The investment portfolio should be designed to attain a market average rate of return through budgetary and economic cycles, consistent with the risk limitations, prudent investment principles and cash flow characteristics identified within the financial statements.

Performance Evaluation

Investment performance is continually monitored and evaluated by the City Treasurer. Investment performance statistics and activity reports are generated on a monthly basis for presentation to the City Administrator and City Council.

Delegation of Authority

For short-term investments, the Administrative Services Director has authority to make transfers to and from the City's Local Agency Investment Funds (LAIF) account in order to maximize interest earned and meet cash flow requirements. The transfers are made to and from the City's general checking account to the LAIF account, with a minimum balance maintained in the general checking account to meet daily cash requirements.

The City Treasurer is responsible for investment of all unexpended City funds as per California Government Code section 41000 et seq. The City Treasurer makes long-term investments after review and approval by the Administrative Services Director and the City Administrator.

Ethics and Conflict of Interest

Officers and employees involved in the investment process shall refrain from personal business activity that conflicts with the proper execution of the investment program, or impairs their ability to make impartial investment decisions. Additionally, the City Treasurer and the members of the investment committee are required to annually file applicable financial disclosures as required by the Fair Political Practices Commission (FPPC).

Safekeeping of Securities

To protect against fraud, embezzlement, or losses caused by a collapse of an individual securities dealer, all securities owned by the City shall be held in safekeeping by a third party bank trust department, acting as an agent of the City under the terms of a custody agreement or PSA agreement (repurchase agreement collateral). The third party bank trust department must have safe keeping as a professional business line with expertise in this particular service area. All trades executed by a dealer will settle Delivery vs. Payment (DVP) through the City's safekeeping agent. Securities held in custody for the City shall be independently audited on an annual basis to verify investment holdings. All exceptions to this safekeeping policy must be approved by the City Treasurer in written form and included in quarterly reporting to the City Council.

Internal Control

Separation of functions between the City Treasurer's Office and the Administrative Services Department would be an ideal situation. Time and necessity, however, dictate a different approach. Due to the lack of personnel dedicated to the investment function alone, a proper balance must be maintained between Treasury activities and Administrative Services Department functions. The City Treasurer will make the appropriate arrangements to buy and sell securities that are deemed permissible by the Laws of the State of California as time permits. The Administrative Services Director and/or City Administrator will have the power as granted under the section titled Delegation of Authority in the absence of the City Treasurer. The City Administrator will have the authority to enter into agreements on securities so long as written policies set by the City Treasurer and State Legislature are followed.

The investment portfolio and all related transactions are reviewed and balanced to appropriate general ledger accounts by the Administrative Services Director on a monthly basis. An independent analysis by an external auditor shall be conducted annually to review internal control, account activity, and compliance with government policies and procedures.

Reporting

The City Treasurer shall review and render monthly reports to the City Administrator and the City Council, which shall include the face amount of the cash investment, the classification of the investment, the name of the institution or entity, the rate of interest, the maturity date, and the current value and accrued interest to date due for all securities.

Qualified Broker/Dealers

The City shall transact business only with banks and broker/dealers that are properly licensed and in good standing. The Administrative Services Director and the City Treasurer shall investigate dealers who wish to do business with the City to determine if they are adequately capitalized and if they market securities appropriate to the City's needs.

The City Treasurer shall annually send a copy of the current investment policy to all broker/dealers approved to do business with the City. Confirmation of receipt of the City's policy by the broker/dealer shall be considered evidence that the broker/dealer understands the City's investment policies and intends to sell the City only appropriate investments authorized by this investment policy.

Collateral Requirements

Collateral is required for investments in certificates of deposit. In order to reduce market risk, the collateral level will be at least 110% of market value of principal and accrued interest.

In order to conform with the provisions of the Federal Bankruptcy Code that provide for liquidation of securities held as collateral, the only securities acceptable as collateral shall be certificates of deposit, commercial paper, eligible banker's acceptances, medium term notes or securities that are the direct obligations of, or are fully guaranteed as to principal and interest by, the United States or any agency of the United States.

Authorized Investments

Investment of City funds is governed by the California Government Code Sections 53600 et seq. Within the context of the limitations, the following investments are authorized as further limited herein:

- 1) United States Treasury Bills, Bonds, and Notes or those for which the full faith and credit of the United States are pledged for payment of principal and interest. There is no percentage limitation of the portfolio that can be invested in this category, although a five-year maturity limitation is applicable but current market conditions and interest rate projections may call for shorter terms.
- 2) Local Agency Investment Fund (LAIF), which is a State of California managed investment pool, may be used up to the maximum permitted by the California State Law. LAIF is a demand account so no maturity limitation is required.

Investments detailed in items 3) are further restricted to percentage of the cost value of the portfolio in any one-issuer name to a maximum percentage of 15%. The total value invested in any one issuer shall not exceed 5% of the issuer's net worth. Again, a five-year maximum maturity is applicable unless further restricted by current policy. Market conditions should be evaluated as an important consideration and may indicate a shorter maturity.

- 3) Negotiable certificates of deposit issued by nationally or state chartered bank or state or federal savings institutions. Negotiable certificates of deposit shall be rated in a category of "A" or its equivalent or better by two Nationally Recognized Statistical Rating Organizations. Purchases of negotiable certificates of deposit may not exceed 30% of the total portfolio. A maturity limitation of up to five years is applicable after considered evaluation of the financial markets.

Ineligible investments are those that are not described herein, including, but not limited to, common stocks and long term (over five years maturity) notes, bonds, and time deposits, unless specifically allowed both by state law and City Council approval. It is noted that special circumstances may arise where these methods of investment may become necessary. When this becomes necessary, the City Council will be asked to take the appropriate action to ratify the means of investment necessary, provided that it is allowable by California Code.

Legislative Changes

Any State of California legislative actions that further restrict allowable maturities, investment type, or percentage allocations will supersede any of the material presented herein. In this case, the applicable law will become part and parcel of this investment policy.

Interest Earnings

All moneys earned and collected from investments authorized in this policy shall be allocated monthly to the General Fund and various special funds of the City that legally require interest proration or when City Council action dictates such proration. This distribution will be based on the cash balance in the fund as a percentage of the entire pooled portfolio.

Policy Review

The City of Carmel-by-the-Sea's investment policy shall be approved by resolution of the City Council. This investment policy shall be reviewed at least annually to ensure its consistency with the overall objectives of preservation of principal, liquidity and yield, and its relevance to current law and financial and economic trends. Any amendments to the policy, other than State and Federal laws that automatically supersede the relevant sections shall be forwarded to the City Council for approval by resolution.

APPROPRIATIONS LIMIT

**CITY OF CARMEL-BY-THE-SEA
CITY COUNCIL**

RESOLUTION NO. 2023-066

**A RESOLUTION OF THE CITY COUNCIL OF THE CITY OF CARMEL-BY-THE-SEA
ADOPTING THE FISCAL YEAR 2023-2024 APPROPRIATIONS LIMIT**

WHEREAS, under Article XIII B of the State Constitution, public agencies are required to annually establish maximum appropriations limits referred to as the GANN limit (Limit); and

WHEREAS, since fiscal year 1991, the City is permitted to adjust its Limit in accordance with inflation and population adjustment factors; and

WHEREAS, the annual adjustment factors that were selected to calculate the Fiscal Year 2023-2024 Limit were the California per capita personal income adjustment factor of 1.0444 and the Carmel by the Sea population growth factor of 0.9951; and

WHEREAS, in accordance with California Government Code Section 7910, a notice of the public hearing was published in the Carmel Pine Cone on May 19, 2023; the documentation used in determining the Limit has been made available to the general public for fifteen days prior to the date of the adoption; and Council conducted a public hearing on the Limit on June 6, 2023; and

WHEREAS, the City may not appropriate any proceeds of taxes in excess of its Limit.

**NOW THEREFORE, BE IT RESOLVED THAT THE CITY COUNCIL OF THE CITY OF
CARMEL-BY-THE-SEA DOES HEREBY:**

1. Adopts the final calculation of the Appropriation Limit for Fiscal Year 2023-2024 as \$40,742,203, which is attached hereto as Exhibit A.
2. Certifies the Fiscal Year 2023-2024 Adopted Appropriations Subject-To-Limit of \$25,996,802 does not exceed the GANN limit, which is attached hereto as Exhibits A and B respectively.

PASSED AND ADOPTED BY THE CITY COUNCIL OF THE CITY OF CARMEL-BY-THE-SEA this 6th day of June 2023, by the following vote:


AYES: Councilmembers Baron, Dramov, Ferlito, Richards, Mayor Potter

NOES: None

ABSENT: None

ABSTAIN: None

APPROVED:



Dave Potter
Mayor

ATTEST:



Nova Romero
City Clerk

Exhibit A

City of Carmel-by-the-Sea Spending Limit Calculations Fiscal Year 2023-2024

Appropriations Subject to Limit

Fiscal Year 2023-2024 General Tax Revenues	\$	25,996,802
Less Non proceeds of Tax	\$	-
Total appropriations subject to limits	\$	25,996,802

Appropriations Limit

Fiscal Year 2022-2023 Appropriations limit	\$	39,201,580
Plus change factors		
A. Cost of Living adjustment/Per Capital Income		1.0444
B. Population Adjustment		0.9951
Total Change Factor		1.0393
Increase in appropriations limit	\$	1,540,622

Fiscal Year 2023-2024 Appropriations Limit

Fiscal Year 2023-2024 Appropriations Limit	\$	40,742,203
Remaining appropriations capacity	\$	14,745,401
Availability capacity as a percent of appropriations limit		36%

Exhibit B

City of Carmel-by-the-Sea Spending Limit Calculation Fiscal Year 2023-2024

Revenue Source	Fiscal Year 2023-2024 Budget
Property Tax	\$ 8,465,082
Sales and Use Tax	\$ 9,605,953
Transient Occupancy Tax	\$ 6,801,007
Business License Tax	\$ 557,024
Motor Vehicle in Lieu	\$ 567,736
Total Budgeted Tax Revenues	\$ 25,996,802

**APPENDIX A
FY 22-23
ADOPTED BUDGET**

**CITY OF CARMEL-BY-THE-SEA
CITY COUNCIL**

RESOLUTION NO. 2023-067

**A RESOLUTION OF THE CITY COUNCIL OF THE CITY OF CARMEL-BY-THE-SEA
ADOPTING THE FISCAL YEAR 2023-2024 ANNUAL OPERATING AND CAPITAL BUDGET**

WHEREAS, on February 7, 2023, the City Council of the City of Carmel-by-the-Sea adopted the budget schedule for Fiscal Year 2023-2024 in accordance with Carmel Municipal Code Section 3.060.020; and

WHEREAS, the City Council held public meetings on the proposed Fiscal Year 2023-2024 capital projects and Five-Year Capital Improvement Program on March 21, 2023 and May 2, 2023; and

WHEREAS, in accordance with Section 3.06.020 of the Carmel Municipal Code and Section 65103 of the State Government Code, the City's Planning Commission held a hearing on May 10, 2023 and determined that the Capital Improvement Program is consistent with the City's General Plan; and

WHEREAS, the City Council has received and completed its review of the proposed Fiscal Year 2023-2024 Operating and Capital Improvement Program Budgets during the budget hearing held on May 16, 2023 and gave general direction on the recommendations contained therein during a public meeting; and

WHEREAS, the City Council held a public hearing on June 6, 2023 for consideration of adoption of the proposed Fiscal Year 2023-2024 Operating and Capital Budget; and

WHEREAS the City's budget totals \$40,853,328 for Fiscal Year 2023-2024 consisting of appropriations, inter-fund transfers, General Fund expenditures of \$26,324,852, Capital expenditures of \$10,916,100 (Capital Projects and Vehicle and Equipment Funds), Debt Service expenditures of \$528,044 and Workers Compensation expenditures of \$76,600.

WHEREAS the City's budgeted revenue totals \$30,927,502 for Fiscal Year 2023-2024, including General Fund revenue of \$24,900,092.

WHEREAS, in accordance with Carmel Municipal Code Section 3.06.010, the City Council shall adopt a budget for expenditures and anticipated revenues prior to the beginning of the fiscal year and the City Council now desires to adopt the Operating and Capital Budgets for Fiscal Year 2023-2024.

NOW THEREFORE, BE IT RESOLVED THAT THE CITY COUNCIL OF THE CITY OF CARMEL-BY-THE-SEA DOES HEREBY:

Authorize the City Administrator to make ministerial changes to budgeted transfers and adjust appropriations to or from designated funds for Fiscal Year 2022- 2023 as necessary as part of the fiscal year-end process on June 30, 2023.

Approves and adopts the City of Carmel-by-the-Sea's Fiscal Year 2023-2024 Recommended Operating Budget and Capital Improvement Program Budget.

Authorize the City Administrator to make ministerial changes to budgeted transfers and adjust appropriations to or from designated funds as necessary during Fiscal Year 2023-2024.

Approve and adopts establishing the General Fund Reserve based upon fifteen percent (15%) of the General Fund Operating Expenditures for Fiscal Year 2023-2024.

A copy of the adopted budget, signed by the Mayor and attested to by the City Clerk, shall be kept on file with the City Clerk of the City of Carmel-by-the-Sea as the official budget of the City of Carmel-by-the-Sea for Fiscal Year 2023-2024.

PASSED AND ADOPTED BY THE CITY COUNCIL OF THE CITY OF CARMEL-BY-THE-SEA this 6th day of June, 2023, by the following vote:

AYES: Councilmembers Baron, Ferlito, Richards, Mayor Potter

NOES: Councilmember Dramov

ABSENT: None ABSTAIN:

None

APPROVED:

ATTEST:



Dave Potter
Mayor



Nova Romero
City Clerk

Account	Description	2022 Actual	2023 Adopted	2023 Estimated	2024 Adopted
101	General Fund Revenue				
	Taxes				
101-000- 00-31001	Property Taxes-Secured	6,972,553	7,647,600	7,476,215	7,800,552
00-31002	Property Taxes-Unsecured	298,773	268,900	330,503	274,278
00-31003	Property Tax-Unitary	80,617	76,800	89,327	78,336
00-31004	Property Transfer Tax	314,932	305,800	211,804	311,916
00-31006	Sales & Use Tax	3,611,423	3,190,300	3,638,223	3,665,207
00-31008	PS Sales Tax-Police	7,420	6,900	7,769	7,107
00-31009	PS Sales Tax-Fire	7,420	6,900	7,769	7,107
00-31010	Business License Tax	613,559	540,800	727,787	557,024
	Taxes Totals:	11,906,697	12,044,000	12,489,397	12,701,527
	Franchise Fees				
101-000- 00-32001	Garbage Franchise	444,261	417,300	464,941	429,819
00-32002	Cable Franchise	179,007	164,200	184,544	169,126
00-32003	Gas & Electric Franchise	106,289	98,700	121,899	101,661
00-32004	Water Franchise	122,181	128,400	141,221	132,252
	Franchise Fees Totals:	851,738	808,600	912,605	832,858
	Licenses and Permits				
101-000- 00-33001	Parking Stall Use Permit	287,114	24,800	18,733	24,800
00-33002	Parking Permits	9,772	9,500	10,702	9,785
00-33003	Passenger Transport Permits	29,550	35,000	23,516	36,050
	Licenses and Permits Totals:	326,436	69,300	52,951	70,635
	Fines and Forfeitures				
101-000- 00-34001	Court Fines	4,941	11,300	2,788	11,639
00-34003	Property Damage/Restitution	970	0	0	0
00-34020	Other Fines & Forfeitures	73	0	544	0
	Fines and Forfeitures Totals:	5,983	11,300	3,332	11,639
	Rev from Other Gov Agencies				
101-000- 00-35001	County CSA74	16,973	17,000	16,647	17,510
00-35003	Booking and Processing Fees	550	0	0	0
00-35004	POST Reimbursement	512	0	0	0
00-35005	Motor Vehicle In-Lieu	568,592	551,200	613,454	567,736
00-35007	HOPTR	27,847	27,500	27,339	28,050
00-35009	Other Rev frm oth Agencies	37,431	455,900	485,836	0
00-35011	Grants	45,981	25,000	15,000	0
00-35012	RSTIP - TAMC	4,301	15,300	0	12,286
00-35013	Traffic Congestion Relief (42)	4,647	3,400	0	3,400
00-35014	Grants-Planning	0	320,000	22,549	0
	Rev from Other Gov Agencies Totals:	706,833	1,415,300	1,180,825	628,982
	Charges for Srvc-Admin				
101-000- 00-36102	Admin Fee-CRID	5,486	2,400	5,651	5,595
00-36103	Bus License Administration Fee	32,528	39,200	41,403	33,179
00-36104	Bus License ADA-City Share	7,065	7,400	8,803	7,206
00-36105	Appeal Fees	8,425	9,000	8,759	8,594
00-36107	Returned Check Processing	40	100	392	41
00-36108	Admin Fees-TID/CHID	56,269	13,500	29,238	57,394
00-36109	Credit Card Processing Fee	14,934	12,400	17,914	15,233
00-36110	Business Lic Late Fee/Penalty	20,950	9,200	27,224	21,369
00-36111	Elections	42	0	125	43
	Charges for Srvc-Admin Totals:	145,739	93,200	139,509	148,654
	Charges for Srvc-Pub Safety				
101-000- 00-36201	Vehicle Impound	15,034	11,500	8,955	15,335
00-36203	PD Reports/Disp Tapes/Photos	120	0	27	122
00-36204	False Alarms-Police	19,741	11,000	14,135	20,136
00-36205	Alarm Registration	20,235	19,200	25,040	20,640
00-36206	Fingerprinting Services	240	400	288	245
00-36207	Animal Impound/Transport	1,575	1,600	1,064	1,607
00-36208	Citation Sign Off	250	500	208	255
00-36211	Cost Recovery-DUI, Dist Peace	7,178	9,000	7,880	7,321
00-36212	Special Events	3,912	10,600	0	3,990
00-36214	Traffic Safety Citations	34,488	34,300	83,301	35,178
00-36217	Other Police Services	126	500	167	128
00-36219	Fire Inspection/Reinspection	21,590	22,400	26,506	22,022
00-36226	Ambulance Services	787,413	635,000	637,052	803,161
	Charges for Srvc-Pub Safety Totals:	911,901	756,000	804,622	930,140
	Charges for Srvc-Planning				
101-000- 00-36301	Planning Permits	234,546	240,800	221,035	239,237
00-36304	Certificate of Compliance	0	0	780	0
00-36305	Certificate of Occupancy	0	0	4,420	0

Account	Description	2022 Actual	2023 Adopted	2023 Estimated	2024 Adopted
00-36309	Research	150	3,400	0	153
00-36311	Bus License Application Fee	7,058	9,200	7,178	7,199
00-36320	Other Planning Revenues	8,212	1,100	43,279	8,376
00-36412	LOT MERGER	900	0	351	918
	Charges for Srvc-Planning Totals:	250,865	254,500	277,042	255,883
	Charges for Srvc-Building				
101-000- 00-36401	Building Permits	571,480	458,400	477,944	582,909
00-36402	Building Plan Check	384,190	334,800	327,562	391,874
00-36403	Inspections	7,830	27,400	8,507	7,987
00-36405	Encroachment Permits	71,000	104,700	85,465	72,420
00-36406	Sign/Banner Permits	7,935	6,000	6,889	8,094
00-36407	Bldg Standards/SMIP Admin Fee	359	800	412	366
00-36409	Technical Surcharge	2,728	1,200	2,560	2,783
00-36411	General Plan Update Fee	28,434	0	26,138	29,002
	Charges for Srvc-Building Totals:	1,073,956	933,300	935,477	1,095,435
	Charges for Srvc-Code Enforce				
101-000- 00-36501	Code Enforcement Compliance	0	0	4,000	0
00-36520	Other Code Enforce Charges	1,000	0	1,664	1,020
00-36601	Landscape Pln Chck/Inspections	3,240	2,100	2,233	3,305
00-36602	Bench Program	6,264	10,300	(7,496)	6,389
	Charges for Srvc-Code Enforce Totals:	10,504	12,400	401	10,714
	Charges for Srvc-PW/Forestry				
101-000- 00-36605	Tree Removal-Private	48,911	41,400	66,305	49,889
	Charges for Srvc-PW/Forestry Totals:	48,911	41,400	66,305	49,889
	Charges for Srvc-Com Actvities				
101-000- 00-36701	Special Event Permit	12,197	8,900	19,007	12,441
00-36702	Facility Rental	0	6,000	0	0
00-36703	Sound/Film Permit	1,535	6,400	0	1,566
00-36704	Beach Permit	4,480	8,500	1,720	4,570
00-36705	Devendorf Park Permit	0	900	0	0
00-36706	Event Equipment	2,994	8,700	0	3,054
00-36707	Event Parking	9,835	25,600	9,900	10,032
00-36708	Event Staff	76	1,000	0	77
00-36709	Sunset Ctr/Frst Thtr Misc Rev	0	0	16,201	0
00-36710	Homecrafter's Marketplace	12,805	12,300	15,023	13,061
00-36720	Other Com Activities Rev	0	400	0	0
	Charges for Srvc-Com Actvities Totals:	43,922	78,700	61,851	44,801
	Interest & Investments				
101-000- 00-37001	Interest & Investment Earnings	(113,035)	27,500	59,754	28,325
00-37002	Cell Tower Lease Agreements	45,075	43,900	55,867	45,217
00-37004	Parking Lot Fees	74,571	56,800	70,467	58,504
	Interest & Investments Totals:	6,611	128,200	186,088	132,046
	Miscellaneous				
101-000- 00-38001	Reimbursements	12,978	10,000	4,935	10,300
00-38020	Other Miscellaneous	85,588	37,500	37,109	38,625
	Miscellaneous Totals:	98,566	47,500	42,043	48,925
	Other				
101-000- 00-36230	Donations- Public Safety	0	0	1,333	0
00-36621	Donations- Public Works	1,100	0	0	1,122
	Other Totals:	1,100	0	1,333	1,122
	Transfers In				
101-000- 00-39002	Transfer In From: Hostelry Fund	5,568,562	6,667,000	6,667,000	10,000,000
00-39007	Transfer In From: COPS Grant	213,698	158,000	158,000	158,000
00-39012	Transfer In From: OPEB Reserve	79,980	0	0	0
00-39015	Transfer In From: Meas C	2,781,147	3,486,009	3,486,009	0
	Transfers In Totals:	8,643,387	10,311,009	10,311,009	10,158,000
	REVENUES TOTALS:	25,033,149	27,004,709	27,464,792	27,121,250
	General Fund Expenditures				
	110 City Council				
	Salaries and Wages				
101-110- 00-41008	Salaries -Elected	9,600	9,600	9,600	9,600
	Salaries and Wages Totals:	9,600	9,600	9,600	9,600
	Employee Benefits				
101-110- 00-41101	Retirement	83	80	81	80
00-41104	Health Insurance	35,224	36,899	36,707	36,210
00-41105	Social Security	484	484	446	484

Account	Description	2022 Actual	2023 Adopted	2023 Estimated	2024 Adopted
00-41106	Medicare	139	139	139	139
00-41108	Worker's Comp	535	850	389	133
	Employee Benefits Totals:	36,464	38,452	37,763	37,046
	Outside Services				
101-110- 00-42005	Community Promotions	67,246	78,720	78,720	92,760
00-42007	Regional Memberships	39,853	47,655	47,912	48,996
	Outside Services Totals:	107,099	126,375	126,632	141,756
	Supplies and Materials				
101-110- 00-42101	Office Supplies	0	450	450	450
	Supplies and Materials Totals:	0	450	450	450
	Employee Development				
101-110- 00-42302	Conferences & Meetings	9,695	8,350	8,350	8,350
	Employee Development Totals:	9,695	8,350	8,350	8,350
	City Council Totals:	162,858	183,227	182,795	197,202
111	City Administration				
	Salaries and Wages				
101-111- 10-41001	Salaries	469,724	615,710	550,570	684,851
11-41001	Salaries	103,924	159,500	132,222	159,053
12-41001	Salaries	362,283	479,193	263,285	516,238
12-41003	Salaries -Part time	39,066	36,806	2,173	36,806
12-41005	Overtime	0	0	3,694	0
13-41001	Salaries	111,195	116,213	104,691	119,743
14-41001	Salaries	137,263	245,404	195,692	246,107
14-41003	Salaries -Part time	46,476	0	9,169	0
14-41005	Overtime	0	0	70	0
	Salaries and Wages Totals:	1,269,932	1,652,826	1,261,564	1,762,798
	Employee Benefits				
101-111- 10-41101	Retirement	30,810	38,019	34,267	42,523
10-41103	Deferred Compensation	32,590	30,600	28,219	30,602
10-41104	Health Insurance	60,103	102,988	62,645	104,283
10-41106	Medicare	6,547	8,928	7,741	9,930
10-41107	LTD/STD/Life	422	573	428	599
10-41108	Worker's Comp	16,330	25,935	29,358	34,130
10-41109	Benefits-MOU Obligations	1,522	0	520	2,080
11-41101	Retirement	10,000	8,980	6,577	6,954
11-41103	Deferred Compensation	1,050	2,400	1,733	1,800
11-41104	Health Insurance	1,404	23,806	5,229	2,045
11-41105	Social Security	2,889	0	0	0
11-41106	Medicare	1,518	2,313	1,911	2,306
11-41107	LTD/STD/Life	45	129	139	156
11-41109	Benefits-MOU Obligations	0	0	65	0
12-41101	Retirement	19,344	28,682	14,589	28,044
12-41103	Deferred Compensation	6,580	6,000	2,367	4,500
12-41104	Health Insurance	48,632	77,270	48,225	118,627
12-41105	Social Security	0	0	135	0
12-41106	Medicare	5,652	7,482	3,744	8,019
12-41107	LTD/STD/Life	415	573	348	626
12-41109	Benefits-MOU Obligations	2,253	2,080	4,276	6,240
13-41101	Retirement	5,031	5,195	4,617	5,352
13-41103	Deferred Compensation	1,875	3,600	1,700	1,800
13-41104	Health Insurance	13,501	11,927	10,622	10,270
13-41106	Medicare	1,530	1,685	1,442	1,736
13-41107	LTD/STD/Life	140	156	115	156
14-41101	Retirement	8,149	12,891	10,753	12,878
14-41103	Deferred Compensation	6,314	6,372	6,124	6,661
14-41104	Health Insurance	30,216	41,897	33,305	59,761
14-41105	Social Security	1,928	0	0	0
14-41106	Medicare	2,524	3,558	2,829	3,569
14-41107	LTD/STD/Life	170	286	225	286
14-41109	Benefits-MOU Obligations	0	2,080	1,599	2,080
	Employee Benefits Totals:	319,484	456,405	325,849	508,013
	Outside Services				
101-111- 10-42001	Contract Services	21,858	21,550	141,550	147,050
10-42015	Other Services	11,203	12,000	12,000	12,000
11-42001	Contract Services	50,768	46,080	52,530	39,600
11-42006	Records Management	5,691	5,000	4,000	6,000
11-42009	Advertising and Legal Notice	14,378	15,000	14,000	15,000
12-42001	Contract Services	92,188	45,500	206,188	62,000
12-42003	Auditing Services	44,819	48,500	48,500	51,650

Account	Description	2022 Actual	2023 Adopted	2023 Estimated	2024 Adopted
13-42001	Contract Services	7,306	6,000	15,340	8,000
13-42002	Recruiting Services	73,258	90,210	30,000	41,100
13-42009	Advertising and Legal Notice	0	5,000	5,000	7,000
13-42015	Other Services	0	0	0	0
14-42001	Contract Services	47,511	45,200	45,200	48,000
14-42015	Other Services	0	0	0	0
	Outside Services Totals:	368,979	340,040	574,308	437,400
	Supplies and Materials				
101-111- 10-42101	Office Supplies	2,985	5,250	5,250	6,375
10-42102	Publications & Subscriptions	681	150	150	150
11-42101	Office Supplies	0	0	319	0
12-42101	Office Supplies	311	300	300	0
12-42102	Publications & Subscriptions	25,302	28,485	29,297	27,815
13-42101	Office Supplies	789	700	700	450
13-42102	Publications & Subscriptions	8,740	6,700	5,000	6,000
14-42101	Office Supplies	0	3,500	3,500	2,500
14-42102	Publications & Subscriptions	90,034	88,000	113,000	216,245
14-42105	Materials and Supplies	791	0	0	0
14-42106	Small Tools and Equipment	0	350	7,350	18,000
	Supplies and Materials Totals:	129,632	133,435	164,866	277,535
	Repairs & Maintenance				
101-111- 14-42202	Equipment Maintenance	2,435	8,500	8,500	42,500
	Repairs & Maintenance Totals:	2,435	8,500	8,500	42,500
	Employee Development				
101-111- 10-42301	Training & Education	187	0	0	0
10-42302	Conferences & Meetings	5,228	1,200	1,200	2,400
10-42304	Dues & Memberships	765	1,350	1,350	1,350
10-42307	Employee Appreciation Costs	0	1,200	2,584	1,200
11-42302	Conferences & Meetings	(1,575)	2,000	500	2,000
11-42304	Dues & Memberships	0	260	260	385
12-42301	Training & Education	175	750	900	900
12-42304	Dues & Memberships	0	635	0	635
12-42305	Mileage Reimbursement	0	50	0	50
13-42301	Training & Education	429	9,500	3,000	9,500
13-42302	Conferences & Meetings	1,100	2,595	2,800	4,800
13-42304	Dues & Memberships	400	800	750	1,600
13-42306	Employee Programs	14,633	3,950	3,626	2,950
13-42307	Employee Appreciation Costs	0	19,500	4,500	19,500
14-42301	Training & Education	211	1,500	1,500	0
14-42302	Conferences & Meetings	593	600	600	0
14-42304	Dues & Memberships	0	130	130	0
	Employee Development Totals:	22,146	46,020	23,701	47,270
	Other Expenditures				
101-111- 10-42403	Printing	0	100	100	100
10-42404	Shipping/Postage/Freight	10,507	11,500	11,500	11,500
11-42403	Printing	4,528	5,000	5,000	5,000
12-42403	Printing	1,177	1,200	2,859	2,600
12-42406	Bank & Merchant Fees	15,167	19,000	17,004	18,000
13-42403	Printing	571	300	400	400
13-42404	Shipping/Postage/Freight	0	200	50	200
13-42410	Pre-employment Costs	2,011	9,000	4,000	3,000
14-42404	Shipping/Postage/Freight	43	250	250	0
14-42405	Telephone and Communications	82,667	80,000	80,000	80,000
14-42407	Computer Non capital	23,088	25,000	25,000	32,000
	Other Expenditures Totals:	139,759	151,550	146,163	152,800
	City Administration Totals:	2,252,367	2,788,776	2,504,950	3,228,316
112	City Attorney				
	Outside Services				
101-112- 00-42001	Contract Services	509,192	435,000	181,916	442,000
00-42004	Legal Costs	43,815	75,000	76,513	75,000
	Outside Services Totals:	553,007	510,000	258,429	517,000
	City Attorney Totals:	553,007	510,000	258,429	517,000
115	Community Planning & Building				
	Salaries and Wages				
101-115- 20-41001	Salaries	536,193	711,519	631,459	744,221
20-41005	Overtime	1,301	0	5,174	3,452
21-41001	Salaries	233,328	318,368	300,704	339,451
21-41005	Overtime	262	0	0	0

Account	Description	2022 Actual	2023 Adopted	2023 Estimated	2024 Adopted
22-41001	Salaries	97,992	190,447	179,689	215,134
	Salaries and Wages Totals:	869,076	1,220,334	1,117,027	1,302,258
	Employee Benefits				
101-115- 20-41101	Retirement	26,814	36,788	28,996	38,865
20-41103	Deferred Compensation	3,763	4,500	4,900	5,700
20-41104	Health Insurance	78,955	102,772	99,907	144,075
20-41105	Social Security	0	0	322	0
20-41106	Medicare	7,414	10,317	8,907	10,791
20-41107	LTD/STD/Life	715	831	752	858
20-41108	Worker's Comp	12,079	19,183	21,727	25,245
20-41109	Benefits-MOU Obligations	8,311	10,400	9,612	10,400
21-41101	Retirement	10,457	15,514	13,155	15,173
21-41103	Deferred Compensation	1,963	2,400	2,183	2,400
21-41104	Health Insurance	59,440	63,316	64,774	69,675
21-41106	Medicare	3,156	4,616	4,104	4,922
21-41107	LTD/STD/Life	362	415	393	442
21-41109	Benefits-MOU Obligations	2,759	4,160	3,929	4,160
22-41101	Retirement	4,480	8,513	8,032	9,616
22-41103	Deferred Compensation	650	1,200	1,533	1,800
22-41104	Health Insurance	36,063	59,687	51,925	62,777
22-41106	Medicare	1,283	2,761	2,462	3,119
22-41107	LTD/STD/Life	183	313	278	313
22-41109	Benefits-MOU Obligations	4,477	4,160	3,813	4,160
	Employee Benefits Totals:	263,323	351,846	331,705	414,491
	Outside Services				
101-115- 20-42001	Contract Services	133,301	469,600	196,702	367,600
20-42009	Advertising and Legal Notice	165	500	500	500
21-42001	Contract Services	222,705	102,800	85,000	90,800
22-42001	Contract Services	9,042	11,000	10,000	10,000
	Outside Services Totals:	365,212	583,900	292,202	468,900
	Supplies and Materials				
101-115- 20-42101	Office Supplies	2,225	3,000	3,066	6,400
20-42102	Publications & Subscriptions	0	125	125	1,425
20-42104	Safety Equipment and Supplies	645	800	800	800
20-42115	Other Supplies	36,021	0	7,016	2,900
21-42101	Office Supplies	210	400	400	0
21-42102	Publications & Subscriptions	328	1,300	1,000	0
21-42107	Gas and Oil	523	480	474	250
21-42115	Other Supplies	0	500	7,000	0
22-42101	Office Supplies	61	250	250	0
22-42107	Gas and Oil	0	300	196	0
22-42115	Other Supplies	40	450	627	0
	Supplies and Materials Totals:	40,052	7,605	20,954	11,775
	Employee Development				
101-115- 20-42301	Training & Education	3,388	4,325	4,325	5,325
20-42302	Conferences & Meetings	356	2,000	77	4,000
20-42304	Dues & Memberships	1,860	2,400	1,200	3,100
20-42305	Mileage Reimbursement	200	100	0	0
21-42301	Training & Education	329	3,240	3,240	4,480
21-42302	Conferences & Meetings	660	3,350	500	3,350
21-42304	Dues & Memberships	342	2,080	599	2,080
21-42305	Mileage Reimbursement	0	50	0	0
22-42301	Training & Education	0	1,000	800	1,000
22-42302	Conferences & Meetings	90	2,800	400	2,800
	Employee Development Totals:	7,225	21,345	11,141	26,135
	Other Expenditures				
101-115- 20-42403	Printing	5,811	3,000	1,000	1,000
	Other Expenditures Totals:	5,811	3,000	1,000	1,000
	Community Planning & Building Totals:	1,550,700	2,188,030	1,774,030	2,224,559
116	Police				
	Salaries and Wages				
101-116- 00-41001	Salaries	566,652	829,659	569,681	841,462
00-41002	Salaries -Safety	1,761,461	2,142,749	1,757,353	2,488,403
00-41006	Overtime -Safety	324,419	205,000	348,741	205,000
00-41009	Holiday in Lieu	99,267	171,329	140,479	188,251
	Salaries and Wages Totals:	2,751,799	3,348,737	2,816,253	3,723,116
	Employee Benefits				
101-116- 00-41101	Retirement	34,770	52,952	35,663	53,829

Account	Description	2022 Actual	2023 Adopted	2023 Estimated	2024 Adopted
00-41102	Retirement -Safety	244,242	330,706	261,041	373,000
00-41103	Deferred Compensation	16,789	24,144	95,270	141,617
00-41104	Health Insurance	332,907	461,169	302,630	519,944
00-41106	Medicare	38,713	49,063	39,786	54,507
00-41107	LTD/STD/Life	3,033	3,939	2,544	4,108
00-41108	Worker's Comp	75,216	119,455	135,311	156,971
00-41109	Benefits-MOU Obligations	477	0	562	0
00-41111	Uniform Allowance	27,840	34,560	22,747	36,000
	Employee Benefits Totals:	773,986	1,075,988	895,554	1,339,976
	Outside Services				
101-116- 00-42001	Contract Services	283,169	335,635	312,235	411,707
00-42005	Community Promotions	207	1,000	1,716	1,500
	Outside Services Totals:	283,376	336,635	313,951	413,207
	Supplies and Materials				
101-116- 00-42101	Office Supplies	5,713	8,500	8,500	8,800
00-42102	Publications & Subscriptions	135	960	960	420
00-42104	Safety Equipment and Supplies	45,776	25,450	116,350	114,000
00-42107	Gas and Oil	41,570	48,750	48,750	50,000
	Supplies and Materials Totals:	93,193	83,660	174,560	173,220
	Repairs & Maintenance				
101-116- 00-42201	Building Maintenance	1,484	1,000	1,000	15,000
00-42202	Equipment Maintenance	50,545	38,181	44,812	31,675
00-42203	Vehicle Maintenance	12,740	23,000	38,000	28,000
	Repairs & Maintenance Totals:	64,769	62,181	83,812	74,675
	Employee Development				
101-116- 00-42301	Training & Education	13,490	21,750	21,750	30,550
00-42304	Dues & Memberships	50	1,550	1,550	1,775
	Employee Development Totals:	13,540	23,300	23,300	32,325
	Other Expenditures				
101-116- 00-42403	Printing	1,988	5,900	5,900	7,300
00-42404	Shipping/Postage/Freight	1,374	500	500	600
00-42405	Telephone and Communications	5,632	8,500	8,500	9,000
00-42415	Other Expenditures	13,578	9,000	9,000	9,000
	Other Expenditures Totals:	22,572	23,900	23,900	25,900
	Police Totals:	4,003,235	4,954,401	4,331,330	5,782,419
117	Fire				
	Outside Services				
101-117- 00-42001	Contract Services	2,720,699	2,905,342	2,905,342	3,018,289
00-42005	Community Promotions	1,098	500	500	1,000
	Outside Services Totals:	2,721,797	2,905,842	2,905,842	3,019,289
	Supplies and Materials				
101-117- 00-42103	Medical Supplies	0	3,000	0	3,000
00-42104	Safety Equipment and Supplies	8,690	7,000	7,000	27,500
00-42107	Gas and Oil	8,105	14,000	14,000	19,000
	Supplies and Materials Totals:	16,795	24,000	21,000	49,500
	Repairs & Maintenance				
101-117- 00-42202	Equipment Maintenance	2,262	4,450	4,450	6,950
00-42203	Vehicle Maintenance	22,870	35,000	89,000	35,000
	Repairs & Maintenance Totals:	25,132	39,450	93,450	41,950
	Fire Totals:	2,763,723	2,969,292	3,020,292	3,110,739
118	Ambulance				
	Salaries and Wages				
101-118- 00-41002	Salaries -Safety	697,534	770,123	711,010	826,109
00-41006	Overtime -Safety	176,990	140,000	160,164	140,000
00-41009	Holiday in Lieu	61,698	69,740	74,073	75,401
	Salaries and Wages Totals:	936,221	979,863	945,247	1,041,510
	Employee Benefits				
101-118- 00-41102	Retirement -Safety	92,309	99,905	89,352	107,640
00-41103	Deferred Compensation	5,225	5,400	5,017	5,400
00-41104	Health Insurance	88,390	88,481	76,303	93,642
00-41106	Medicare	13,259	14,550	13,449	15,154
00-41107	LTD/STD/Life	878	858	728	858
00-41108	Worker's Comp	39,765	63,153	72,133	84,013
00-41111	Uniform Allowance	3,550	3,600	3,233	3,600
	Employee Benefits Totals:	243,376	275,947	260,216	310,307

Account	Description	2022 Actual	2023 Adopted	2023 Estimated	2024 Adopted
	Outside Services				
101-118- 00-42001	Contract Services	222,176	272,163	272,163	275,483
	Outside Services Totals:	222,176	272,163	272,163	275,483
	Supplies and Materials				
101-118- 00-42101	Office Supplies	0	1,300	1,300	1,000
00-42103	Medical Supplies	29,231	39,150	49,150	48,150
00-42104	Safety Equipment and Supplies	3,343	12,000	12,000	37,000
00-42107	Gas and Oil	14,853	11,000	21,000	21,000
	Supplies and Materials Totals:	47,428	63,450	83,450	107,150
	Repairs & Maintenance				
101-118- 00-42201	Building Maintenance	482	4,500	4,500	7,000
00-42202	Equipment Maintenance	5,219	3,500	3,500	4,000
00-42203	Vehicle Maintenance	13,590	17,000	17,000	27,000
	Repairs & Maintenance Totals:	19,291	25,000	25,000	38,000
	Employee Development				
101-118- 00-42301	Training & Education	900	12,800	12,800	19,150
	Employee Development Totals:	900	12,800	12,800	19,150
	Ambulance Totals:	1,469,391	1,629,223	1,598,876	1,791,600
119	Public Works				
	Salaries and Wages				
101-119- 40-41001	Salaries	248,892	279,419	260,912	407,778
41-41001	Salaries	620,324	862,903	719,853	854,675
41-41005	Overtime	5,636	7,600	9,643	12,750
42-41001	Salaries	174,282	187,505	176,318	202,882
42-41005	Overtime	0	0	5,228	0
43-41001	Salaries	122,520	211,495	193,596	258,255
45-41001	Salaries	305,442	595,172	392,384	634,237
45-41005	Overtime	2,077	1,200	10,819	2,250
	Salaries and Wages Totals:	1,479,173	2,145,294	1,768,752	2,372,827
	Employee Benefits				
101-119- 40-41101	Retirement	11,627	14,892	13,385	20,493
40-41103	Deferred Compensation	3,703	4,032	3,975	5,223
40-41104	Health Insurance	10,174	19,841	18,139	45,158
40-41106	Medicare	3,570	4,052	3,640	5,913
40-41107	LTD/STD/Life	176	259	254	443
40-41108	Worker's Comp	51,731	82,157	93,280	108,118
40-41109	Benefits-MOU Obligations	477	2,080	1,878	2,080
41-41101	Retirement	40,189	51,513	44,911	52,711
41-41103	Deferred Compensation	4,000	6,480	5,800	6,900
41-41104	Health Insurance	147,306	163,316	135,658	155,268
41-41106	Medicare	8,611	12,512	10,253	12,393
41-41107	LTD/STD/Life	1,252	1,354	1,189	1,328
41-41109	Benefits-MOU Obligations	45,461	18,720	17,486	18,720
42-41101	Retirement	11,256	11,830	11,355	12,769
42-41103	Deferred Compensation	1,250	1,200	1,533	1,800
42-41104	Health Insurance	34,308	30,638	28,837	31,231
42-41106	Medicare	2,410	2,719	2,534	2,942
42-41107	LTD/STD/Life	339	286	278	313
42-41109	Benefits-MOU Obligations	4,334	4,160	3,929	4,160
43-41101	Retirement	6,810	10,982	9,352	13,293
43-41103	Deferred Compensation	1,475	2,400	2,767	3,000
43-41104	Health Insurance	9,370	16,027	17,642	48,231
43-41106	Medicare	1,743	3,067	2,756	3,745
43-41107	LTD/STD/Life	162	259	230	259
45-41101	Retirement	13,780	26,604	16,856	28,350
45-41103	Deferred Compensation	2,163	4,500	4,500	6,300
45-41104	Health Insurance	98,366	112,198	94,886	157,121
45-41106	Medicare	4,116	8,630	5,613	9,196
45-41107	LTD/STD/Life	548	830	596	858
45-41109	Benefits-MOU Obligations	7,398	8,320	7,049	8,320
	Employee Benefits Totals:	528,104	625,858	560,562	766,636
	Outside Services				
101-119- 40-42001	Contract Services	63,362	66,400	66,400	22,500
40-42009	Advertising and Legal Notice	800	2,500	2,500	2,500
41-42001	Contract Services	0	8,500	114,155	65,000
42-42001	Contract Services	353,531	394,270	571,774	587,000
43-42001	Contract Services	269,618	166,860	215,255	252,250
45-42001	Contract Services	265,993	521,500	610,046	941,500
	Outside Services Totals:	953,304	1,160,030	1,580,130	1,870,750

Account	Description	2022 Actual	2023 Adopted	2023 Estimated	2024 Adopted
Supplies and Materials					
101-119- 40-42101	Office Supplies	1,531	5,000	5,000	5,000
40-42102	Publications & Subscriptions	6,738	5,500	5,500	6,500
40-42104	Safety Equipment and Supplies	7,853	8,400	8,400	10,000
40-42105	Materials and Supplies	36,262	0	0	0
40-42106	Small Tools and Equipment	517	0	0	0
40-42107	Gas and Oil	25,300	0	0	0
41-42105	Materials and Supplies	0	50,000	74,140	67,000
41-42106	Small Tools and Equipment	0	1,000	1,000	2,000
41-42107	Gas and Oil	0	38,000	46,000	48,000
42-42105	Materials and Supplies	79,679	65,000	90,800	109,000
45-42105	Materials and Supplies	14,941	50,000	74,994	76,000
	Supplies and Materials Totals:	172,822	222,900	305,834	323,500
Repairs & Maintenance					
101-119- 40-42202	Equipment Maintenance	5,586	0	0	0
40-42203	Vehicle Maintenance	24,136	0	0	0
41-42202	Equipment Maintenance	0	10,000	10,000	10,000
41-42203	Vehicle Maintenance	0	41,500	41,500	27,000
42-42201	Building Maintenance	0	0	8,880	0
	Repairs & Maintenance Totals:	29,721	51,500	60,380	37,000
Employee Development					
101-119- 40-42301	Training & Education	5,600	8,000	8,000	12,000
40-42304	Dues & Memberships	1,435	2,875	2,875	3,500
42-42304	Dues & Memberships	390	0	0	0
	Employee Development Totals:	7,424	10,875	10,875	15,500
Other Expenditures					
101-119- 40-42403	Printing	0	2,000	2,000	2,000
40-42409	Rentals	3,245	0	0	0
41-42409	Rentals	0	4,000	4,000	8,000
43-42408	Permits and Licenses	11,162	11,067	11,067	13,000
	Other Expenditures Totals:	14,407	17,067	17,067	23,000
Capital Outlay					
101-119- 42-43006	Other Assets	0	0	28,791	0
	Capital Outlay Totals:	0	0	28,791	0
	Public Works Totals:	3,184,956	4,233,524	4,332,392	5,409,213
120	Library				
Salaries and Wages					
101-120- 00-41001	Salaries	475,131	800,482	607,969	796,461
00-41003	Salaries -Part time	25,483	122,007	65,676	228,106
00-41005	Overtime	133	0	0	0
	Salaries and Wages Totals:	500,747	922,489	673,645	1,024,567
Employee Benefits					
101-120- 00-41101	Retirement	29,395	43,673	34,470	46,077
00-41103	Deferred Compensation	10,237	8,700	12,399	15,000
00-41104	Health Insurance	54,768	91,987	74,291	129,079
00-41105	Social Security	1,536	7,564	3,986	11,142
00-41106	Medicare	7,035	13,376	9,570	14,856
00-41107	LTD/STD/Life	784	1,192	964	1,311
00-41108	Worker's Comp	11,957	18,990	21,656	25,204
00-41109	Benefits-MOU Obligations	9,967	16,120	12,535	16,640
	Employee Benefits Totals:	125,680	201,602	169,870	259,309
Outside Services					
101-120- 00-42001	Contract Services	4,273	3,500	5,530	5,530
	Outside Services Totals:	4,273	3,500	5,530	5,530
	Library Totals:	630,700	1,127,591	849,045	1,289,406
121	Community Activities				
Salaries and Wages					
101-121- 00-41001	Salaries	81,123	131,665	129,406	143,756
00-41005	Overtime	315	0	0	0
	Salaries and Wages Totals:	81,439	131,665	129,406	143,756
Employee Benefits					
101-121- 00-41101	Retirement	6,376	10,362	10,185	11,314
00-41103	Deferred Compensation	1,375	1,800	1,901	2,100
00-41104	Health Insurance	8,975	13,964	13,068	33,257
00-41106	Medicare	1,130	1,909	1,810	2,084

Account	Description	2022 Actual	2023 Adopted	2023 Estimated	2024 Adopted
00-41107	LTD/STD/Life	124	195	173	195
00-41108	Worker's Comp	3,952	6,276	7,122	8,269
00-41109	Benefits-MOU Obligations	1,115	2,080	1,965	2,080
	Employee Benefits Totals:	23,047	36,586	36,223	59,299
	Outside Services				
101-121- 00-42001	Contract Services	7,891	39,220	39,220	35,975
00-42005	Community Promotions	19,499	19,500	19,500	56,567
00-42009	Advertising and Legal Notice	2,778	8,500	8,500	7,350
	Outside Services Totals:	30,168	67,220	67,220	99,892
	Supplies and Materials				
101-121- 00-42101	Office Supplies	247	300	300	300
	Supplies and Materials Totals:	247	300	300	300
	Other Expenditures				
101-121- 00-42403	Printing	1,888	2,500	2,500	1,050
	Other Expenditures Totals:	1,888	2,500	2,500	1,050
	Community Activities Totals:	136,788	238,271	235,649	304,297
122	Economic Revitalization				
	Outside Services				
101-122- 00-42008	Mktg & Economic Dev	1,033,307	1,130,510	1,130,510	1,134,030
	Outside Services Totals:	1,033,307	1,130,510	1,130,510	1,134,030
	Economic Revitalization Totals:	1,033,307	1,130,510	1,130,510	1,134,030
130	Non-Departmental				
	Non-Departmental				
101-130- 00-42501	Liability Insurance Premium	652,292	813,000	763,000	813,000
00-42503	PERS Unfunded Liability	1,772,536	3,082,464	3,082,464	3,007,732
00-42504	Insurance Claims Paid	105,146	30,000	0	30,000
00-42505	Utilities	244,050	230,000	300,241	230,000
00-42506	Property Tax Assessments	81,853	83,755	94,024	83,755
00-42508	Unemployment Costs	13,983	15,000	0	15,000
00-42510	Retiree Health Share	75,147	79,980	32,343	79,980
00-42511	County Property Tax Admin Fees	77,360	74,335	74,335	74,335
00-42512	Forest Theater Utilities	0	10,000	10,000	10,000
	Non-Departmental Totals:	3,022,366	4,418,534	4,356,406	4,343,802
	Transfers Out				
101-130- 00-49005	Transfer Out To: Transp Safety	53,785	0	0	0
00-49009	Transfer Out To: Cap Projects	315,311	0	0	3,187,776
00-49010	Transfer Out To: Debt Service	882,656	485,170	485,170	528,044
00-49011	Transfer Out To: Wrkr's Comp	116,158	148,160	148,160	0
00-49013	Transfer Out To: Veh & Eq Rep	65,000	0	0	0
	Transfers Out Totals:	1,432,910	633,330	633,330	3,715,820
	Non-Departmental Totals:	4,455,276	5,051,864	4,989,736	8,059,622
	GENERAL FUND REVENUES	25,033,149	27,004,709	27,464,792	27,121,250
	GENERAL FUND EXPENSES	22,196,309	27,004,709	25,208,034	33,048,403
	General Fund Net Change:	2,836,840	0	2,256,758	(5,927,153)
102	Hostelry Tax				
	Revenue: Taxes				
102-000- 00-31005	Transient Occupancy Tax	7,787,643	6,667,000	8,038,940	6,801,007
	Taxes Totals:	7,787,643	6,667,000	8,038,940	6,801,007
	REVENUES TOTALS:	7,787,643	6,667,000	8,038,940	6,801,007
135	Hostelry Tax				
	Transfers Out				
102-135- 00-49001	Transfer Out To: General Fund	5,568,562	6,667,000	6,667,000	10,000,000
	Transfers Out Totals:	5,568,562	6,667,000	6,667,000	10,000,000
	EXPENDITURES TOTALS:	5,568,562	6,667,000	6,667,000	10,000,000
	Hostelry Tax Net Change:	2,219,081	0	1,371,940	(3,198,993)
201	Gas Tax				
	Revenue: Taxes				
201-000- 00-31011	Gas Tax 2103	31,372	40,400	22,608	31,343
00-31012	Gas Tax 2105	21,924	26,300	14,407	20,756
00-31013	Gas Tax 2106	14,274	16,400	10,014	13,715
00-31014	Gas Tax 2107	26,142	33,500	19,432	34,930
00-31015	Gas Tax 2107.5	1,000	1,000	1,333	1,000

Account	Description	2022 Actual	2023 Adopted	2023 Estimated	2024 Adopted
00-31016	Gas Tax Other	71,246	91,600	61,259	78,190
	Taxes Totals:	165,958	209,200	129,053	179,934
	Interest & Investments				
201-000- 00-37001	Interest & Investment Earnings	(535)	0	0	0
	Interest & Investments Totals:	(535)	0	0	0
	REVENUES TOTALS:	165,423	209,200	129,053	179,934
211	Gas Tax				
	Expense: Transfers Out				
201-211- 00-49009	Transfer Out To: Capl Projects	306,567	209,200	209,200	179,934
	Transfers Out Totals:	306,567	209,200	209,200	179,934
	EXPENDITURES TOTALS:	306,567	209,200	209,200	179,934
	Gas Tax Net Change:	(141,144)	0	(80,147)	0
202	Transportation Safety				
	Revenue				
202-000- 00-35012	TAMC Revenue	318,165	202,100	179,319	231,779
	Rev from Other Gov Agencies Totals:	318,165	202,100	179,319	231,779
	Interest & Investments				
202-000- 00-37001	Interest & Investment Earnings	(901)	0	0	0
	Interest & Investments Totals:	(901)	0	0	0
	Transfers In				
202-000- 00-39001	Transfer In From: General Fund	53,785	0	0	0
	Transfers In Totals:	53,785	0	0	0
	REVENUES TOTALS:	371,049	202,100	179,319	231,779
212	Transportation Safety				
	Expense: Transfers Out				
202-212- 00-49009	Transfer Out To: Cap Projects	15,000	202,100	202,100	802,757
	Transfers Out Totals:	15,000	202,100	202,100	802,757
	EXPENDITURES TOTALS:	15,000	202,100	202,100	802,757
	Transportation Safety Net Change:	356,049	0	(22,781)	(570,978)
203	COPS Grant				
	Revenue				
203-000- 00-35011	Grants	161,285	158,000	175,917	158,000
	Rev from Other Gov Agencies Totals:	161,285	158,000	175,917	158,000
	Interest & Investments				
203-000- 00-37001	Interest & Investment Earnings	(102)	0	0	0
	Interest & Investments Totals:	(102)	0	0	0
	REVENUES TOTALS:	161,182	158,000	175,917	158,000
213	COPS Grant				
	Expense: Transfers Out				
203-213- 00-49001	Transfer Out To: General Fund	213,698	158,000	158,000	158,000
	Transfers Out Totals:	213,698	158,000	158,000	158,000
	EXPENDITURES TOTALS:	213,698	158,000	158,000	158,000
	COPS Net Change:	(52,516)	0	17,917	0
204	Parking in Lieu				
	Revenue				
204-000- 00-37001	Interest & Investment Earnings	(3,109)	0	0	0
	Interest & Investments Totals:	(3,109)	0	0	0
	REVENUES TOTALS:	(3,109)	0	0	0
214	Parking in Lieu				
	Expense: Transfers Out				
204-214- 00-49009	Transfer Out To: Cap Projects	0	0	0	0
	Transfers Out Totals:	0	0	0	0
	EXPENDITURES TOTALS:	0	0	0	0
	Parking in Lieu Net Change:	(3,109)	0	0	0
205	Asset Seizure				
	Revenue				
205-000- 00-37001	Interest & Investment Earnings	(23)	0	0	0

Account	Description	2022 Actual	2023 Adopted	2023 Estimated	2024 Adopted
	Interest & Investments Totals:	(23)	0	0	0
	REVENUES TOTALS:	(23)	0	0	0
215	Asset Seizure				
	Expense: Transfers Out				
205-215- 00-49001	Transfer Out To: General Fund	0	0	0	0
	Transfers Out Totals:	0	0	0	0
	EXPENDITURES TOTALS:	0	0	0	0
	Asset Seizure Net Change:	(23)	0	0	0
206	Measure C Sales Tax				
	Revenue: Taxes				
206-000- 00-31007	Sales & Use Tax-Meas C	5,970,464	5,721,000	5,865,000	5,926,532
	Taxes Totals:	5,970,464	5,721,000	5,865,000	5,926,532
	REVENUES TOTALS:	5,970,464	5,721,000	5,865,000	5,926,532
216	Measure C				
	Expense: Transfers Out				
206-216- 00-49001	Transfer Out To: General Fund	2,781,147	3,486,009	3,486,009	0
00-49009	Transfer Out To: Cap Projects	569,850	3,585,897	3,585,897	5,207,100
00-49013	Transfer Out To: Veh & Eq Rep	855,663	285,000	285,000	937,982
	Transfers Out Totals:	4,206,660	7,356,906	7,356,906	6,145,082
	EXPENDITURES TOTALS:	4,206,660	7,356,906	7,356,906	6,145,082
	Measure C Sales Tax Net Change:	1,763,804	(1,635,906)	(1,491,906)	(218,550)
301	Capital Projects				
	Revenue				
301-000- 00-35011	Grants	0	285,500	0	267,000
	Rev from Other Gov Agencies Totals:	0	285,500	0	267,000
	Other				
301-000- 00-38004	Donations-general	0	0	0	125,000
	Other Totals:	0	0	0	125,000
	Transfers In				
301-000- 00-39001	Transfer In From: General Fund	315,311	0	0	3,187,776
00-39003	Transfer In From: Gas Tax	306,567	209,200	209,200	179,934
00-39005	Transfer In From: Trans Safety	15,000	202,100	202,100	802,757
00-39015	Transfer In From: Meas C	569,850	3,585,897	3,585,897	5,207,100
	Transfers In Totals:	1,206,728	3,997,197	3,997,197	9,377,567
	REVENUES TOTALS:	1,206,728	4,282,697	3,997,197	9,769,567
311	Capital Projects				
	Expense: Capital Outlay				
301-311- 00-43008	Construction in Progress	149,873	4,344,000	577,918	9,761,100
	Capital Outlay Totals:	149,873	4,344,000	577,918	9,761,100
	EXPENDITURES TOTALS:	149,873	4,344,000	577,918	9,761,100
	Capital Projects Net Change:	1,056,855	(61,303)	3,419,279	8,467
401	Debt Service				
	Revenue: Transfers In				
401-000- 00-39001	Transfer In From: General Fund	882,656	485,170	485,170	528,044
	Transfers In Totals:	882,656	485,170	485,170	528,044
	REVENUES TOTALS:	882,656	485,170	485,170	528,044
411	Debt Service				
	Expense				
401-411- 00-44001	Principal	660,000	696,423	696,753	369,744
00-44002	Interest	196,211	176,880	176,880	155,800
00-44003	Administrative Fees	3,000	5,000	3,000	2,500
	Debt Service Totals:	859,211	878,303	876,633	528,044
	EXPENDITURES TOTALS:	859,211	878,303	876,633	528,044
	Debt Service Net Change:	23,445	(393,133)	(391,463)	0
501	Worker's Compensation				
	Revenue				
501-000- 00-37001	Interest & Investment Earnings	(2,525)	0	0	0

Account	Description	2022 Actual	2023 Adopted	2023 Estimated	2024 Adopted
	Interest & Investments Totals:	(2,525)	0	0	0
	Miscellaneous				
501-000- 00-38001	Reimbursements	18,670	0	32,847	0
	Miscellaneous Totals:	18,670	0	32,847	0
	Transfers In				
501-000- 00-39001	Transfer In From: General Fund	116,158	148,160	148,160	0
	Transfers In Totals:	116,158	148,160	148,160	0
	REVENUES TOTALS:	132,303	148,160	181,007	0
511	Worker's Compensation				
	Outside Services				
501-511- 00-42001	Contract Services	12,900	63,160	13,545	13,600
	Outside Services Totals:	12,900	63,160	13,545	13,600
	Supplies and Materials				
501-511- 00-42101	Other Supplies	0	25,000	3,462	3,000
	Supplies and Materials Totals:	0	25,000	3,462	3,000
	Non-Departmental				
501-511- 00-42504	Insurance Claims Paid	34,824	60,000	29,462	60,000
	Non-Departmental Totals:	34,824	60,000	29,462	60,000
	EXPENDITURES TOTALS:	47,724	148,160	46,469	76,600
	Worker's Compensation Net Change:	84,579	0	134,538	(76,600)
	OPEB Reserve Fund				
	Revenue				
502-000- 00-37001	Interest & Investment Earnings	(7,601)	0	0	0
	Interest & Investments Totals:	(7,601)	0	0	0
	REVENUES TOTALS:	(7,601)	0	0	0
512	OPEB Reserve Fund				
	Expense: Transfers Out				
502-512- 00-49001	Transfer Out To: General Fund	79,980	0	0	0
	Transfers Out Totals:	79,980	0	0	0
	EXPENDITURES TOTALS:	79,980	0	0	0
	OPEB Reserve Fund Net Change:	(87,581)	0	0	0
503	Veh & Equip Replacement				
	Revenue				
503-000- 00-37006	Gain or Loss on Disposal of As	0	0	2,238	0
	Interest & Investments Totals:	0	0	2,238	0
	Miscellaneous				
503-000- 00-38020	Other Miscellaneous	50,000	395,000	0	275,000
	Miscellaneous Totals:	50,000	395,000	0	275,000
	Transfers In				
503-000- 00-39001	Transfers In From: Gen Fund	65,000	0	0	0
00-39015	Transfer In From: Meas C	855,663	285,000	285,000	937,982
	Transfers In Totals:	920,663	285,000	285,000	937,982
	REVENUES TOTALS:	970,663	680,000	287,238	1,212,982
513	Veh & Equip Replacement				
	Expense: Capital Outlay				
503-513- 00-43002	Bldgs & Improvements	0	0	53,807	0
00-43005	Vehicles & Fire Trucks	0	655,000	1,219,239	1,075,000
00-43006	Other Assets	0	30,000	14,413	30,000
00-43007	Tech Hardware/Software	0	0	0	50,000
00-43020	Depreciation Expense	172,676	0	0	0
	Capital Outlay Totals:	172,676	685,000	1,287,459	1,155,000
	EXPENDITURES TOTALS:	172,676	685,000	1,287,459	1,155,000
	Veh & Equip Replacement Totals:	797,987	(5,000)	(1,000,221)	57,982

Fund	Department	Division
101 General Fund	110 City Council	10 Administration
102 Hostelry Tax	111 City Administration	11 City Clerk
201 Gas Tax	112 City Attorney	12 Finance
202 Transportation Safety	115 Community Planning & Building	13 Human Resources
203 COPS Grant	116 Police	14 Information Technology
204 Parking in Lieu	117 Fire	20 Planning
205 Asset Seizure	118 Ambulance	21 Building
206 Local Measure Sales Tax	119 Public Works	22 Code Enforcement
301 Capital Projects	120 Library	40 Public Works Admin
401 Debt Service	121 Community Activities	51 Streets
501 Worker's Compensation	122 Economic Revitalization	52 Facilities
502 OPEB Reserve Fund	130 Non-Departmental	43 Environmental
503 Vehicle & Equipment Fund	135 Hostelry Tax	45 Forestry, Parks & Beach
	211 Gas Tax	
	212 Transportation Safety	
	213 COPS Grant	
	214 Parking in Lieu	
	215 Asset Seizure	
	216 Local Measure Sales Tax	
	311 Capital Projects	
	411 Debt Service	
	511 Worker's Compensation	
	512 OPEB Reserve Fund	
	513 Vehicle & Equipment Fund	

